

>> ENTRANCE  
MATTING >>>  
>>> SYSTEMS

H A N D M A D E I N G E R M A N Y



**GEGGUS<sup>®</sup>**



# GEGGUS®

## IMPRINT

### GEGGUS GmbH

Höhefeldstraße 56-60 // 76356 Weingarten // Germany  
Phone +49 7244 70 55-0 // [info@geggus.com](mailto:info@geggus.com) // [www.geggus.com](http://www.geggus.com)

Subject to technical changes. // Photos: GEGGUS GmbH // Layout: EDM

Our Terms of Sale and Supply apply. These can be found on the Internet at [www.geggus.com](http://www.geggus.com).

We assume no liability for printing errors. // © GEGGUS GmbH, Weingarten

Status: June 2026

For ease of reading, this catalogue uses the generic masculine form.  
Unless otherwise stated, all terms referring to persons apply to all genders.

# THINK BIG!

Architecture thrives on first impressions – and few areas are as influential as the entrance. Spacious, high-quality, and full of character, it conveys the spirit of the building and its people from the very first step inside – whether in a prestigious company, a public building, or a private home.

A stylish entrance is like a successful business card: it reflects sophistication, quality, and a well-considered interior concept. Premium materials such as marble, granite, or parquet enhance the ambience and create an atmosphere that is both welcoming and impressive.

At the same time, functional and safety requirements are becoming increasingly important - especially for entrance matting systems. They should not only protect against dirt and moisture but also integrate seamlessly into the overall architectural design. This is exactly where the Top Clean brand excels: providing system solutions that combine outstanding cleaning performance, durability, and design versatility in a single product.

All Top Clean matting systems are barrier-free, sound-absorbing, and made to measure – customised to your structural and design requirements. A wide selection of profile heights, inserts, and colours offers numerous options for stylish implementation. Special designs can also be realised without difficulty.

Production takes place exclusively in Germany, ensuring the highest precision, short delivery times, and a strong commitment to sustainability. This catalogue, produced and shipped climate-neutrally, presents the full range of our products and their diverse design possibilities.

In this issue, you will find the complete spectrum of our solutions and inspiration for modern entrance design. Let us support you – professionally, collaboratively, and with an eye for what matters most.

# SUSTAINABLE



## **ELECTRICITY FROM SOLAR POWER**

A photovoltaic system on the roofs of the production halls covers 35% of our total energy demand.



## **RECYCLED MATERIALS**

Our aluminium profiles consist of around 80 % recycled materials and many other products around 35-70 %. We have set ourselves the goal of achieving largely sustainable production from recycled or environmentally friendly materials.



## **CIRCULAR ECONOMY**

For sustainable recycling, we submit waste materials to licensed disposal companies and ensure that discarded entrance mats are recycled.



## **RESOURCE-SAVING PRODUCTION**

When processing our aluminium profiles, we largely do without cooling lubricants, thus avoiding environmentally harmful waste products.



## **ENERGY-SAVING MEASURES**

We reduce our energy consumption by shutting down our systems whenever possible.



## **CLIMATE-NEUTRAL DISPATCH**

Our partner GLS guarantees that the dispatch of our products is completely climate-neutral thanks to efficient reforestation, the use of 100 % green electricity and its own sustainable power generation.





## **ELECTRIC VEHICLE FLEET**

Our vehicle fleet increasingly relies on fully electric and hybrid vehicles and its own charging stations.

# PREMIUM OR STANDARD? THE CRUCIAL DIFFERENCE.

Even the slightest structure-borne sound transmitted to the floor can significantly increase the level of footfall noise. A slight interruption to the insulation is enough here. We therefore consider reliable impact sound insulation to be absolutely essential and fit all profiles in our extensive product range with sound-insulating components.

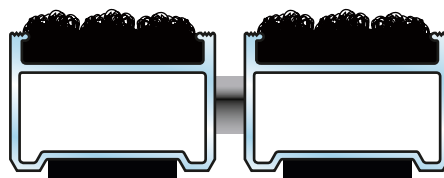

We are setting new standards with the consistent enhancement of our tried-and-tested system solutions. Our highly effective impact sound reduction is integrated into all combinations with brush strips, scraper bars, ribbed carpet, grooved rubber and Cassette Brushes. This guarantees reliable, long-lasting sound protection.



WITH PREMIUM  
SOUND INSULATION

## PREMIUM Aluprofile Mats

The outstandingly effective impact sound insulation is based on highly effective grooved rubber incorporated into the aluminium profile. This grooved rubber provides excellent sound insulation on the underside of the profile and ensures that moisture is removed reliably. The scope of delivery of our premium aluprofile mats includes the Top Clean TREND®, STABIL, OBJEKT and GREEN MOTION variants.



WITH STANDARD  
SOUND INSULATION

## STANDARD Aluprofile Mats

In the case of the less expensive alternative, the polyethylene foam adhered onto the underside of the aluminium profile ensures the customary sound insulation. The scope of delivery of our standard aluprofile mats includes the Top Clean CLASSIC and ROBUST variants.

# CONTENT



## PLANNING FOR ENTRANCE AREAS

For systematic protection. Assured value for money.	<b>10</b>
Three clean-off zones. Combined in a single solution.	<b>11</b>
The ideal level of protection. In every area.	<b>12</b>
Mat Heights · Load	<b>14</b>
Traffic	<b>15</b>
Mat Heights · Inserts/Additional Profiles · Areas of Use	<b>16</b>
Top Clean Mat Systems Prevent Impact Sound	<b>17</b>
Planning for Mats, Frames and Dirt Collecting Trays	<b>18</b>
Planning for Mats, Frames and Dirt Collecting Trays	<b>19</b>
What Is Important when Installing Aluminium Profile Mats?	<b>20</b>
Custom-Fit Templates For Special Mat Shapes	<b>21</b>
Special Shapes Frames and Matting	<b>22</b>
Cleaning and Maintenance	<b>23</b>
Colours Ribbed Carpet	<b>24</b>
Technical Data Ribbed Carpet	<b>25</b>
PULSE-Insert · WAVE-Insert · SCRUB-Insert	<b>26</b>
Grooved Rubber · Cassette Brush · Brush Strip	<b>27</b>

## PREMIUM ALUPROFILEMATS



### INSIDE AREAS

#### NORMAL TRAFFIC

Top Clean TREND® for Normal Load	<b>30</b>
Top Clean TREND® SCRUB for Normal Load	<b>32</b>
Top Clean TREND® PULSE for Normal Load	<b>33</b>
Top Clean TREND® XL for Large Areas	<b>34</b>
Top Clean NOVA XL for Large Areas	<b>36</b>
Top Clean TREND® XL GREEN MOTION with Eco-Friendly Ribbed Carpet	<b>37</b>

#### HIGH TRAFFIC, HEAVY - EXTREME USAGE

Top Clean STABIL for Heavy Load	<b>38</b>
Top Clean STABIL SCRUB for Heavy Load	<b>40</b>
Top Clean STABIL PULSE for Heavy Load	<b>41</b>
Top Clean STABIL XL for Large Areas	<b>42</b>
Top Clean OBJEKT for Extreme Load	<b>44</b>
Top Clean HIGH for Extreme and Heavy Load	<b>46</b>
Top Clean LIGHT XL for Low Installation Height	<b>48</b>



### OUTSIDE AREAS

#### NORMAL TRAFFIC

Top Clean TREND® for Normal Load	<b>50</b>
Top Clean TREND® SCRUB for Normal Load	<b>52</b>
Top Clean TREND® WAVE for Normal Load	<b>53</b>
Top Clean TREND® XL for Large Areas	<b>54</b>
Top Clean NOVA XL for Large Areas	<b>56</b>
Top Clean BRUSH Brush Strip	<b>57</b>

#### HIGH TRAFFIC, HEAVY - EXTREME USAGE

Top Clean STABIL for Heavy Load	<b>58</b>
Top Clean STABIL SCRUB for Heavy Load	<b>60</b>
Top Clean STABIL WAVE for Heavy Load	<b>61</b>
Top Clean STABIL XL for Large Areas	<b>62</b>
Top Clean OBJEKT for Extreme Load	<b>64</b>
Top Clean HIGH for Extreme and Heavy Load	<b>66</b>
Top Clean LIGHT XL for Low Installation Height	<b>68</b>

## STANDARD ALUPROFILEMATS



Mat Heights · Inserts/Additional Profiles · Areas of Use	<b>70</b>
Mat Heights · Load	<b>71</b>
Connectors for Multi-Part Mats	<b>72</b>

### INSIDE AREAS

#### NORMAL TRAFFIC

Top Clean CLASSIC XL PULSE  
for Normal Load **73**

Top Clean CLASSIC XL  
for Large Areas **74**

Top Clean CLASSIC  
for Normal Load **76**

Top Clean CLASSIC SCRUB  
for Normal Load **78**

Top Clean CLASSIC PULSE  
for Normal Load **79**

#### HIGH TRAFFIC, HEAVY - EXTREME USAGE

Top Clean ROBUST  
for Heavy Load **80**

Top Clean ROBUST SCRUB  
for Heavy Load **82**

Top Clean ROBUST PULSE  
for Heavy Load **83**

### OUTSIDE AREAS

#### NORMAL TRAFFIC

Top Clean CLASSIC XL WAVE  
for Normal Load **87**

Top Clean CLASSIC XL  
for Normal Load **88**

Top Clean CLASSIC  
for Normal Load **90**

Top Clean CLASSIC SCRUB  
for Normal Load **92**

Top Clean CLASSIC WAVE  
for Normal Load **93**

#### HIGH TRAFFIC, HEAVY - EXTREME USAGE

Top Clean ROBUST  
for Heavy Load **94**

Top Clean ROBUST SCRUB  
for Heavy Load **96**

Top Clean ROBUST WAVE  
for Heavy Load **97**



### SAFETY IN ENTRANCE AREAS

Safe Clean TREND®  
A Luminescent Safety Mat  
Combination **101**

Visual and Tactile  
Guidance Systems for  
Entrance Areas **103**



### DESIGN IN ENTRANCE AREAS

Top Clean TREND® CURVE  
for exclusive  
entrance areas **107**

Matting Systems in  
Your Corporate Design **108**

Stainless Steel bars  
with Logos **109**

Logo profile with  
LED Illumination **109**

Powder-coated profiles  
available in RAL colours **110**

Anodised profiles **110**



### ACCESSORIES

SPEZIAL Angle Frame **112**

T-Bars **112**

Installation Guide  
for Frames **113**

Ramped Edge Frames **114**

Dirt Collection Trays **115**



### UNIVERSAL MATS

MULTICLEAN  
Top Lay Barrier Mat **118**

LOGOCLEAN  
Top Lay Barrier Mat **119**

LOGOCLEAN KOMFORT  
Top Lay Barrier Mat **120**

QUATTROCLEAN  
Top Lay Barrier Mat **121**

ENTER Durable Carpeting  
with Ribbed Surface **122**

EXPERT Durable Carpeting  
with Ribbed Surface **123**

MASTER  
Coarse Haired Ribbed Mat **124**

KARO AS MINI  
Honey Comb Rubbermat **125**

KARO AS  
Honey Comb Rubbermat **126**

DOMINO  
Honey Comb Rubbermat **127**


WALK  
Fine Ribbed Mat **128**

WALK XL  
Wide Ribbed Mat **129**

# BIM-BASED PLANNING AND BUILDING TOP CLEAN DOORMAT SYSTEMS AS DOWNLOAD

BIM (Building Information Modelling) is an efficient, model-based process for the efficient joint planning, implementation and operation of building and infrastructure projects. Using BIM, the classic architect's drawing is transformed into a three-dimensional digital model. All information obtained by project team members is compiled centrally for joint use.

Further information can be found on our website.





# PLANNING FOR ENTRANCE AREAS

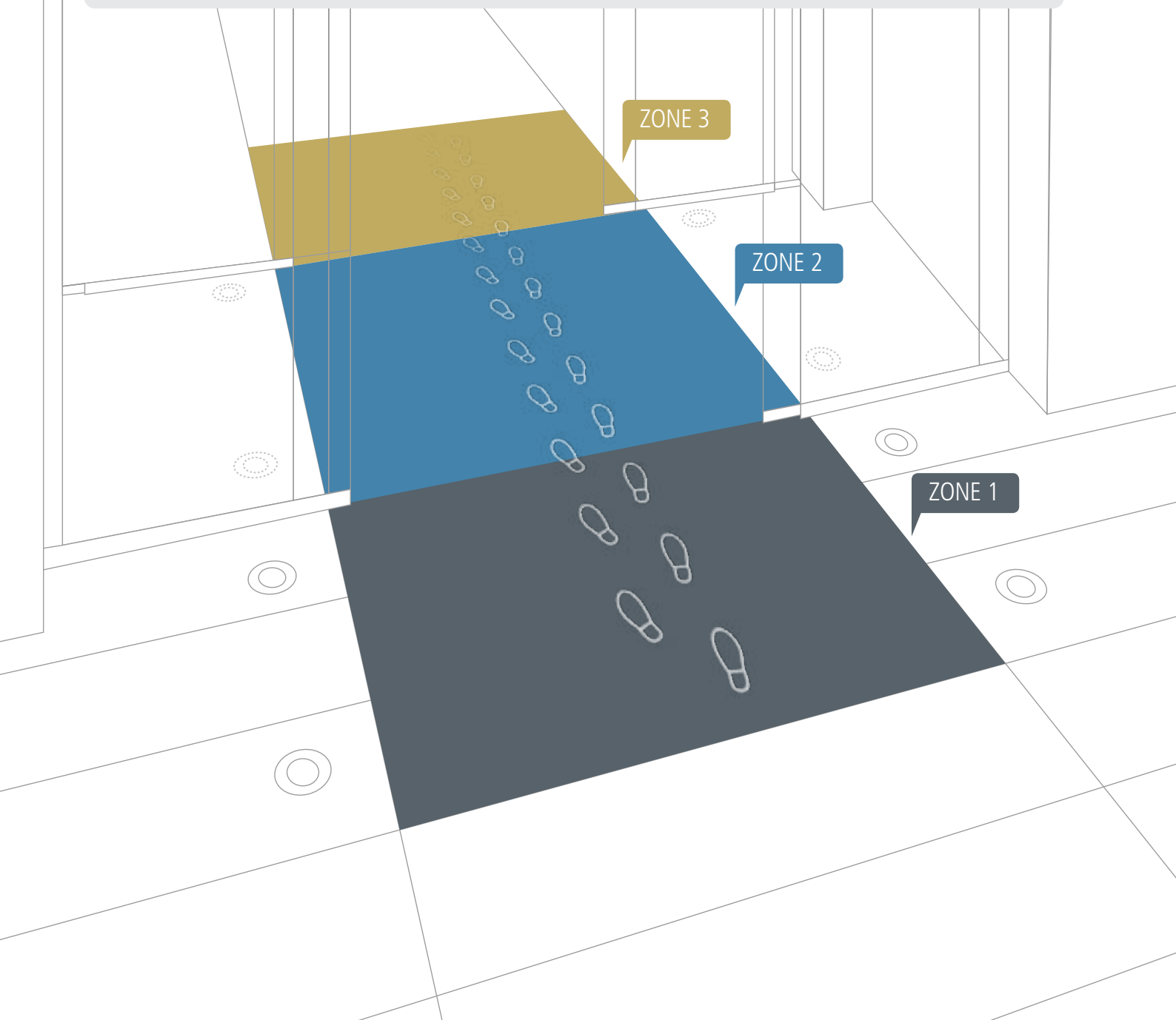
- 10 For systematic protection. Assured value for money.
- 11 Three clean-off zones. Combined in a single solution.
- 12 The ideal level of protection. In every area.
- 14 Mat Heights · Load
- 15 Traffic
- 16 Mat Heights · Inserts / Additional Profiles · Areas of Use
- 17 Top Clean Mat Systems Prevent Impact Sound
- 18 Planning for Mats, Frames and Dirt Collecting Trays
- 19 Connectors for Multi-Part Mats
- 20 What Is Important when Installing Aluminium Profile Mats?
- 21 Custom-Fit Templates for Special Mat Shapes
- 22 Special Shapes Frames and Matting
- 23 Cleaning and Maintenance
- 24 Colours Ribbed Carpet
- 25 Technical Data Ribbed Carpet
- 26 PULSE Insert · WAVE Insert · SCRUB Insert
- 27 Grooved Rubber · Cassette Brushes · Brush Strips

## FOR SYSTEMATIC PROTECTION. ASSURED VALUE FOR MONEY.

Our 3-zone solution takes dirt collection to a new dimension. With a universal design, our entrance matting systems can be ideally aligned with the respective requirements – be it indoors, outside the building or in the intermediate zones – and combined to form perfect individual clean-off zones.

Systematic step by step: Our profile inserts with various combinations of materials ensure that moisture and coarse dirt are reliably removed from shoe soles and not carried further indoors – before people actually enter the building and especially in frequently used entrance areas.

We also take a systematic approach to the issue of safety. Protection against moisture and dirt, combined with the anti-slip function, lead to a lasting reduction in the risk of accidents and ensure greater safety.



# THREE CLEAN-OFF ZONES. COMBINED IN A SINGLE SOLUTION.

**ZONE 1**

**OUTDOOR AREA**

**Absorption of coarse dirt:**  
Removal of dirt before entering the building

**Effect:**  
Increased effectiveness of subsequent entrance mats

**Advantage:**  
Protection against coarse dirt and moisture

**PRODUCTS:**  
Matting systems for outdoor areas

**ZONE 2**

**INTERMEDIATE ZONE**

**Frequently used entrance areas:**  
Efficient removal of even large quantities of dirt

**Effect:**  
Reinforced protection function in combination with zone 1 entrance mats

**Advantage:**  
Protection against coarse dirt and moisture

**PRODUCTS:**  
Matting systems for indoor areas  
Matting systems for outdoor areas

**ZONE 3**

**INDOOR AREA**

**Absorption of fine dirt:**  
Reliable protection against fine dirt particles and residual moisture

**Effect:**  
Lasting absorption of persistent dirt and moisture

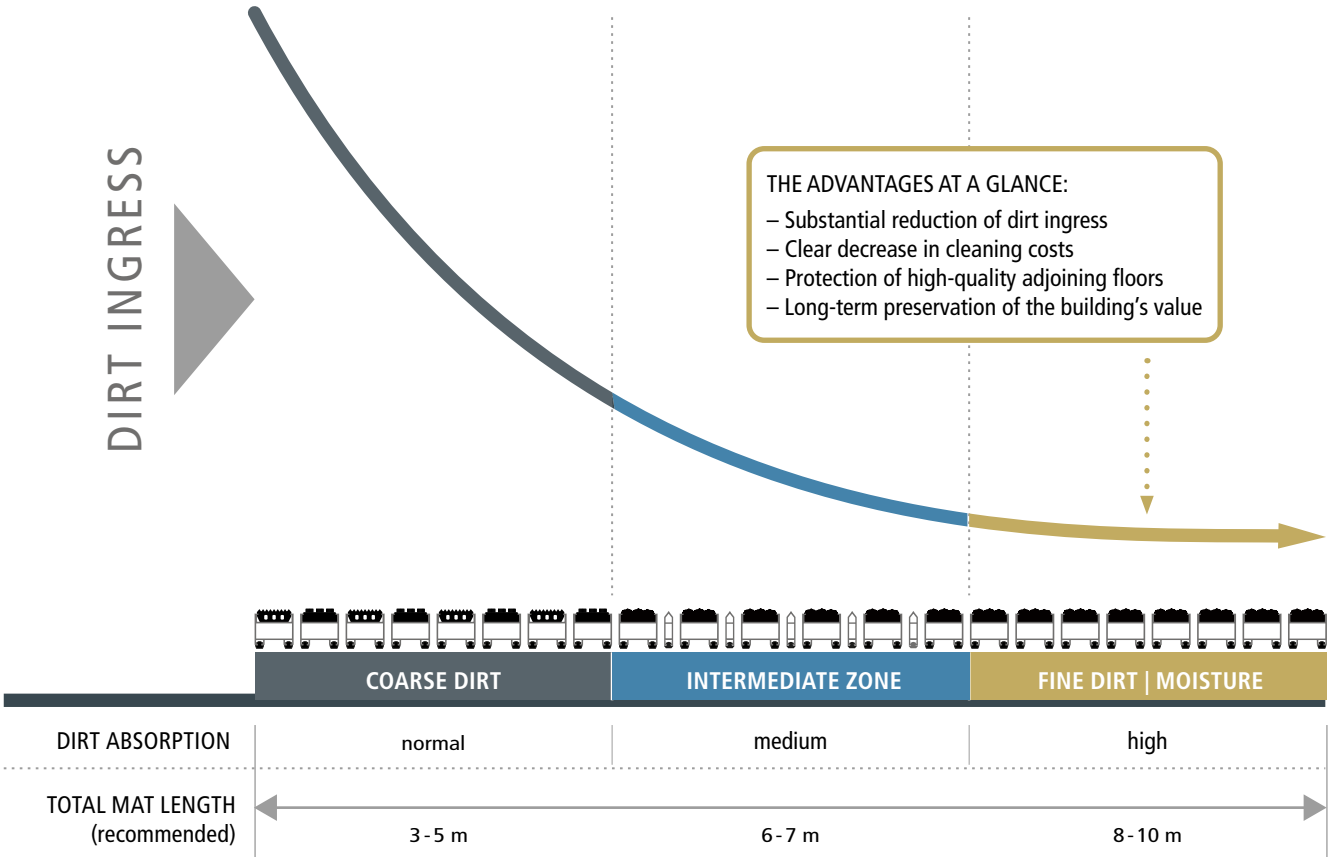
**Advantage:** Additionally reduces dirt and moisture, and stops it being carried into the building

**PRODUCTS:**  
Matting systems for indoor areas

DIRT INGRESS

**THE ADVANTAGES AT A GLANCE:**

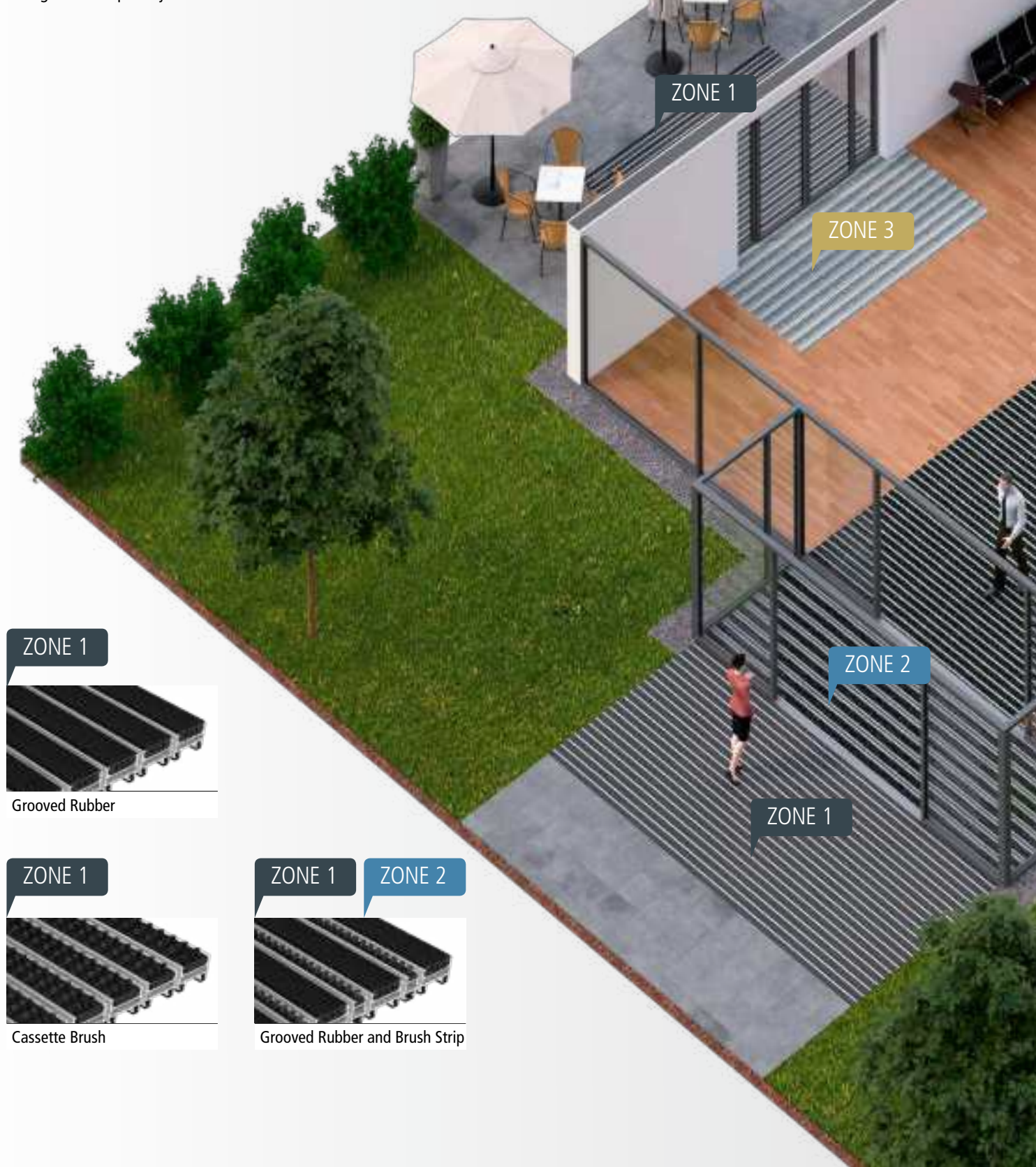
- Substantial reduction of dirt ingress
- Clear decrease in cleaning costs
- Protection of high-quality adjoining floors
- Long-term preservation of the building's value



# THE IDEAL LEVEL OF PROTECTION. IN EVERY AREA.

An entrance matting system is most effective if the profile, material and length are combined in the ideal way to meet requirements. This is the only way to achieve a lasting reduction in the quantities of dirt and moisture. And it is the only way to minimise the risk of slipping, protect adjoining floors, cut cleaning costs and preserve the value of the property. This is true not only for the entrance area, but also for many other doorways to a building. Simply everywhere where a substantial amount of dirt is to be found.

To achieve the optimum effect in every area, we develop and produce the appropriate system solution "Handmade in Germany": based on different installation heights and material strengths and a specially selected combination of materials.




Grooved Rubber



Cassette Brush



Grooved Rubber and Brush Strip



ZONE 2 ZONE 3

Ribbed Carpet and Scraper Bar

ZONE 2 ZONE 3

Ribbed Carpet

ZONE 3

ZONE 3

ZONE 3

ZONE 2 ZONE 3

Ribbed Carpet and Brush Strip




ZONE 1 ZONE 2

Grooved Rubber and Cassette Brush

ZONE 2 ZONE 3

Ribbed Carpet and Cassette Brush

## MAT HEIGHTS · LOAD

PREMIUM Entrance Matting System	 Mat height	 Traffic <sup>1)</sup>	Permissible static load per 100 cm <sup>2</sup> of area		 Load per wheel
			 mat laid supported	 mat laid self- supporting <sup>2)</sup>	
Top Clean LIGHT XL	ca. 12 mm	normal	7.000 kg	–	250 kg
Top Clean TREND®	ca. 12 mm	normal	6.000 kg	–	250 kg
Top Clean STABIL	ca. 12 mm	strong	8.000 kg	–	350 kg
Top Clean TREND®	ca. 17 mm	medium	5.000 kg	200 kg	250 kg
Top Clean STABIL	ca. 17 mm	strong	8.000 kg	250 kg	350 kg
Top Clean TREND®	ca. 22 mm	medium	5.000 kg	300 kg	300 kg
Top Clean TREND® XL	ca. 22 mm	medium	5.000 kg	300 kg	250 kg
Top Clean NOVA XL	ca. 22 mm	medium	5.000 kg	300 kg	250 kg
Top Clean STABIL	ca. 22 mm	strong	8.000 kg	550 kg	450 kg
Top Clean STABIL XL	ca. 22 mm	strong	8.000 kg	550 kg	450 kg
Top Clean TREND®	ca. 27 mm	medium	5.000 kg	300 kg	300 kg
Top Clean STABIL XL	ca. 27 mm	strong	7.000 kg	500 kg	450 kg
Top Clean OBJEKT	ca. 22 mm	high	10.000 kg	550 kg	800 kg
Top Clean HIGH	ca. 42 mm	high	6.000 kg	800 kg	800 kg

1) normal = up to 2,800 footfalls per day; heavy load = above 2,800; extremely heavy load = above 5,100.

2) Maximum distance between supports: 300 mm (carrying capacity has to be tested for safety when dirt collecting trays are installed).

3) Trafficability of mats with brush cassettes and scraper bars is limited. Avoid accelerating, braking, and manoeuvring on the mats!



# TRAFFIC

PREMIUM Entrance Matting System	A fully supported mat is suitable to drive over with permissible dynamic load <sup>3)</sup> :						
	 wheelchair	 luggage trolley	 shopping trolley	 transport-trolley	 lift truck	 car	 fork lift truck
Top Clean LIGHT XL	■	■	■	■			
Top Clean TREND®	■	■	■	■			
Top Clean STABIL	■	■	■	■			
Top Clean TREND®	■	■	■	■			
Top Clean STABIL	■	■	■	■	■		
Top Clean TREND®	■	■	■	■	■		
Top Clean TREND® XL	■	■	■	■	■		
Top Clean NOVA XL	■	■	■	■	■		
Top Clean STABIL	■	■	■	■	■	■	
Top Clean STABIL XL	■	■	■	■	■	■	
Top Clean TREND®	■	■	■	■	■	■	
Top Clean STABIL XL	■	■	■	■	■	■	
Top Clean OBJEKT	■	■	■	■	■	■	■
Top Clean HIGH	■	■	■	■	■	■	■

**Performance test at Bielefeld University of Applied Sciences:** The dynamic performance tests were executed at the independent Bielefeld University of Applied Sciences. The tests examined the performance of our aluminium mats by exposing them to different pressure ranges and driving over them with lift trucks.


**Performance test at the Department of Civil Engineering at Munich University of Applied Sciences:** A testing machine with a capacity of 100 t examined the static capacity of our mats with a 10x10 cm (=100 cm<sup>2</sup>) pressure hull. The test laboratory at Munich University has been approved by the German Center of Competence in Civil Engineering (DIBt).



# MAT HEIGHTS




# INSERTS / ADDITIONAL PROFILES




# AREAS OF USE

## Standard

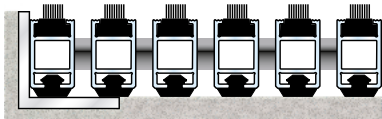
For use in entrance areas with normal pedestrian traffic



Top Clean TREND®



Top Clean TREND® XL




Top Clean BRUSH



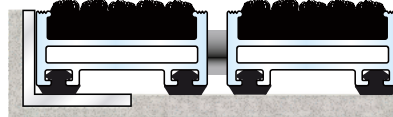
Top Clean LIGHT XL

## Heavy load

For use in entrance areas with heavy pedestrian traffic. Suitable for shopping trolleys in supermarkets or luggage trolleys in airports.



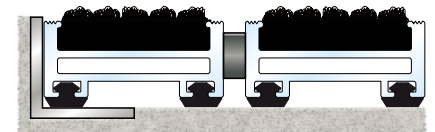
Top Clean STABIL



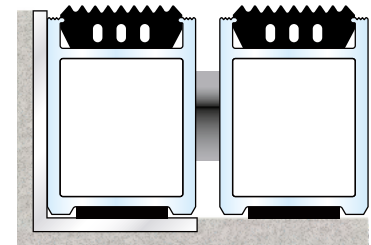
Top Clean STABIL XL

## Extreme load

For use in entrance areas with very high levels of pedestrian traffic. Shopping trolleys, pallet trucks or fork lift trucks may be used in these areas.



Top Clean OBJEKT




Top Clean HIGH

# TOP CLEAN MAT SYSTEMS PREVENT IMPACT SOUND

The slightest structure-borne sound on a floor can significantly increase the level of footfall noise. Even a small discontinuity in the insulation can generate notable impact sound. All Top Clean entrance area floor mats feature continuous and highly effective acoustic insulation to prevent footfall noise. Every component in our comprehensive range of systems comes with a sound-absorbing rubber profile.

We are setting new standards with the consistent further development of our tried and tested system solutions. The guaranteed acoustic insulation is also integrated into the scraper bars for the Top Clean system. Thus, all combinations of brush strips, scraper bars, ribbed carpet and grooved rubber or Cassette Brushes are equipped with an effective system for reducing footfall noise. This is achieved by fitting an insulating rubber underlay to the profile. Thanks to its longevity and high sustainability, this technology is superior to foam material.



The entire product range features a highly effective sound insulation system.

**Shhh... soundproof!**  
A highly effective rubber underlay on the underside of the profile dependably reduces impact sound.




## PLANNING FOR MATS, FRAMES AND DIRT COLLECTING TRAYS

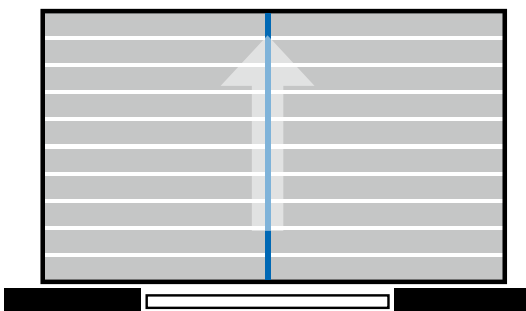
- **Customer service**  
Everything from one source... We offer our customers a flexible and mobile service for measuring and installation (digital measuring). Available upon request at extra charge.
- **Mats for heavily frequented areas**  
For entrance areas with heavy traffic (airports, supermarkets, shopping centres etc.) we recommend our aluminium profile mats Top Clean STABIL, Top Clean ROBUST, Top Clean OBJEKT and Top Clean HIGH, which meet these special requirements.
- **Optimum fitting**  
A mat should always be in a frame that is fitted flush with the floor.
- **Laying mats without a frame**  
The Top Clean TREND® mats and Top Clean CLASSIC mats in the 10/12 and 17-mm versions can be equipped with a ramped edge, so that a well is not required for any subsequent relaying.
- **When ordering a system**  
That consists of a frame with mat or a well with mat, please indicate the outside dimensions of the frame. We will deduct approx. 10 mm to calculate the production size for the mat.
- **Existing angle frames**  
If you already have an angle frame, please indicate the clear inside dimensions of the frame. We will deduct approx. 5 mm to calculate the production size for the mat.
- **Special designs**  
For special designs we recommend a weather-resistant and durable PVC template.
- **When ordering, please remember**  
For Top Clean mats for entrance areas, always indicate the profile length and the direction of traffic.
- **Drainage**  
When installing angle frames or wells in outdoor areas, drainage should be provided so that water can drain away (e.g. by making an opening in the screed), or the mat well should be connected to the drainage system.
- **Multi-part mats**  
For large-size entrance areas, mats with a profile length of more than 300 cm and/or a weight of more than 50 kg should be divided, as they will otherwise be too bulky or too heavy for installation and maintenance

### 1. Dividing in the profile length

correct




wrong



### 2. Dividing in the walking direction

correct



Division not recommended in tight or enclosed lobbies due to installation difficulties. The division can be seen following installation.

The main walking zones should not be divided along the length of the bars.



# CONNECTORS FOR MULTI-PART MATS

When installing multi-part mats, single segments are connected via high-quality V2A steel sheet connectors. Our premium-class entrance mats are easy to install or dismantle thanks to this simple, proven connection method that prevents rifts between the mat parts.

## PREMIUM ENTRANCE MATTING SYSTEMS

In contrast to our competition, we do not just enclose connectors and have our customers install them, but pre-install connectors at our production site. When mats are divided in profile length, connectors are fixed in a number of spots along the parting line hooked into fitting holes on the opposite side when installing the mat. This pre-installation ensures that all aluminium profiles are aligned with each other and do not shift. When walking on the mats, division lines are hardly recognizable.

When mats are divided in walking direction, the aluminium profiles may be hooked into the connectors installed opposite. Black spacers ensure correct interspace between profiles. The division lines of mats divided in walking direction are virtually invisible when walking on the mats. Thanks to our high-quality connection method, even large-size entrance mats appear to be of one piece!

**Connectors are permanently fixed, not enclosed uninstalled.**

connectors for profile length



connectors for walking direction



# WHAT IS IMPORTANT WHEN INSTALLING ALUMINIUM PROFILE MATS?

The standard expansion tolerance of our matting systems is 2.0 to 2.5 mm on all four sides; i.e. 4-5 mm are deducted from the internal frame dimension to the finished mat dimension in both directions (walking direction and profile length).

Aluminium profiles may expand when exposed to heat. With large-size mats, the standard tolerance might be too small. When exposed to intense solar radiation, the mat might buckle in the frame or even warp where parts are connected if sufficient tolerance in the profile length is not provided.

When installing large mats, please provide additional tolerance in the profile length according to the following table:

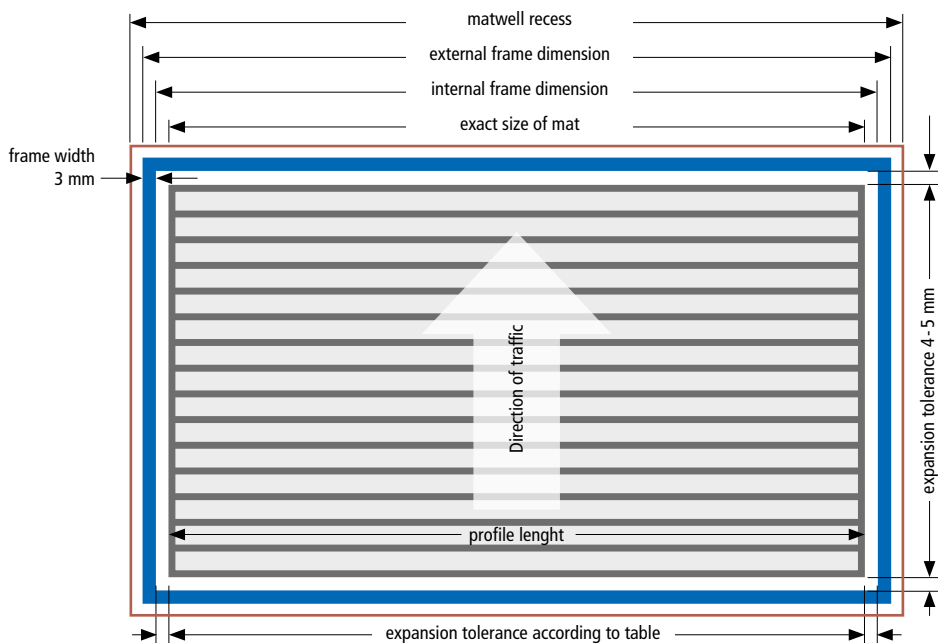
Profile length Total width (including multi-part/divided mats)	Tolerance in the profile length (Tolerance in walking direction remains 4 - 5 mm)
up to 6 m	4 mm - 5 mm
6 m - 10 m	6 mm - 7 mm
over 10 m	8 mm - 10 mm

If you submit frame dimensions only when ordering a matting system (frame and mat), we will calculate the required expansion tolerance according to the above table for you. The width of the frame will be added.

**Example: Matting system,  
external frame dimension 8m profile length**

external frame dimension	8.000 mm
minus frame width	- 6 mm
mat profile length	- 7 mm
<b>mat profile length</b>	<b>7.987 mm</b>

**Please note: When ordering a standard matting system (finished sizes), the purchaser is responsible for allowing sufficient expansion tolerance.**



# CUSTOM-FIT TEMPLATES FOR SPECIAL MAT SHAPES

When ordering special designs with cut-outs, diagonal or curved shapes, templates might be required to manufacture the matting solution precisely according to your preferences. The most suitable material for producing templates accurately is rigid PVC sheeting. This weather-resistant material has a very high dimensional stability and is the best prerequisite for an exact fit of the mat. Please ensure that templates are rolled for transport, and never folded.

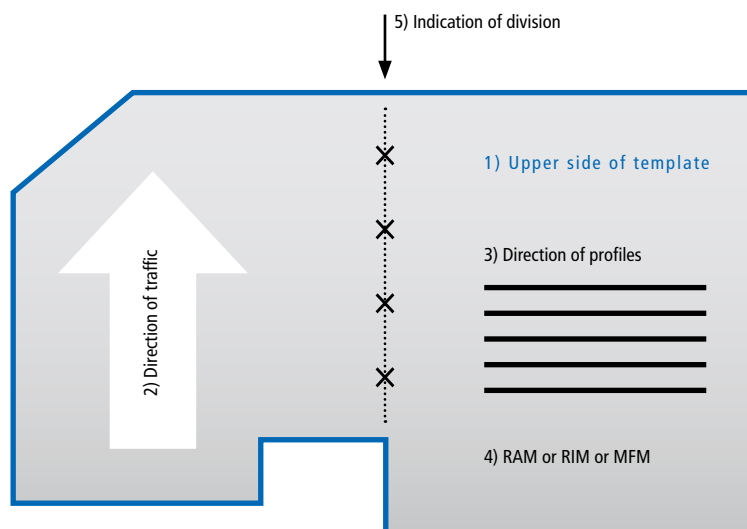
How to make a perfect template:

- Select a material that is dimensionally stable. The most suitable material is rigid PVC sheeting.
- The cut edges should be neatly finished.
- Do not indicate any additional measurements on the template.
- If a template turns out to be too small, you can simply enlarge it with parts cut to size by affixing them with adhesive tape.

**Please label the template as follows:**

Please do label the upper surface and indicate the direction of traffic, the direction of the profiles and the dimensions. For multi-part mats, the division should also be indicated.

- 1) Label the upper side with "up"
- 2) Indicate the direction of traffic with an arrow
- 3) Indicate the direction of the profiles
- 4) Indicate the measurements as follows:
  - external frame size = RAM
  - internal frame size = RIM
  - exact size of mat = MFM
- 5) Indicate divisions for multi-part mats – do not join sections together here

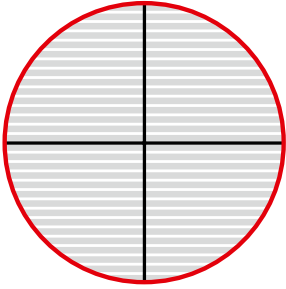
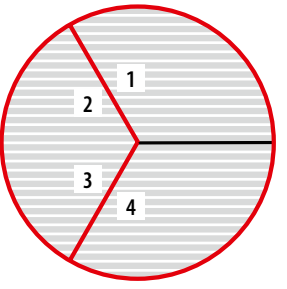
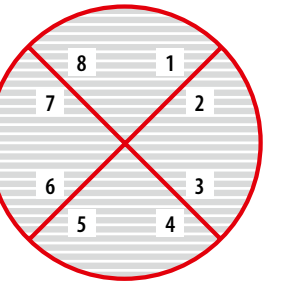
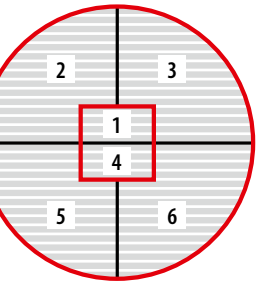


# SPECIAL SHAPES FRAMES AND MATTING

## Price Calculation for Circular Divided Entrance Mats and Frames

The red lines in the following drawings indicate the extra charge for the cutting of mats or frames. The prices of circular mats depend on how mats are divided. The mat area and the circumference of the curve will be calculated. These two positions form the basic price for the four variants of circular divided mats.




We are happy to make a detailed offer with drawing for custom-made variants. Please ask for our planning installation service.

Type 1: +-Dividing	Type 2: Y-Dividing	Type 3: X-Dividing	Type 4: 6-Dividing
Extra charge only for circular cutting (highlighted in red)	Extra charge for circular cutting and four diagonal cuttings (highlighted in red)	Extra charge for circular cutting and eight diagonal cuttings (highlighted in red)	Extra charge for round cutting and gap (highlighted in red)
			

Extra costs will be added to the basic price.

## Price Calculation for Custom-Made Options with Gaps, Diagonal Cuts and Curves for Frames and Matting

The red lines in the following drawings indicate the extra charge for the cutting of mats or frames. We always charge the actual area and add the costs for the cutting versions a, b or c. Depending on the shape of the mat or frame to be produced, all three cutting options may be charged once or several times for calculating the price. We are happy to make a detailed offer with drawing for custom-made options. Please ask for our planning installation service (digital measurement).

a) Gaps	b) Diagonal cuts	c) Curves
Extra charge only for gaps (highlighted in red)	Extra charge only for diagonal cuts (highlighted in red)	Extra charge only for circular cutting (highlighted in red)
		

Extra costs will be added to the basic price.

# CLEANING AND MAINTENANCE



High cleaning power and longevity are the outstanding features of our Matting Systems. To ensure the optimum performance of the mats, please read the following instructions for installation and care. Like any floor covering subject to heavy use, our Entrance Matting Systems benefit from a regular cleaning regime; the optimum frequency of cleaning depends on the specific traffic rate and the degree of soiling.

To ensure a long lifetime of the mats, we recommend the following:

- ▶ **Regular Cleaning:** Clean the surface of the aluminium profile mat regularly with a vacuum cleaner. Set the vacuum cleaner to its highest setting.
- ▶ **Cleaning in the event of heavy soiling:** When heavily soiled, roll up the mat after vacuum cleaning and remove the dirt that has been collected in the frame.
- ▶ **Cleaning in the event of extreme soiling:** Extremely dirty matting can easily be cleaned with a high-pressure cleaner. After the cleaning process, put the mat in a vertical position for quick drying. Return dried mats into the mat well. Your entrance mat will be fully functional again.
- ▶ **Replacing single ribbed carpet strips:** Individual tread inserts can be replaced when heavily contaminated or damaged. New inserts can be fixed into existing aluminium profiles using double-sided adhesive tape. Customers can replace damaged inserts themselves

## Replacement of ribbed carpet strips

Heavy soiling and objects such as cigarette butts and chewing gum as well as oil stains can severely impair the cleaning function of entrance mats. For this reason, we have developed a method for replacing badly soiled ribbed carpet strips. The used ribbed carpet strips are detached

from the aluminium profile of the mat, so that residue and dirt can be removed from the base frame. A self-adhesive tape is attached to the back of the new ribbed carpet strip, which is then fixed in position.

### Recommended Sequence



1. Use a standard screwdriver to release the damaged insert from the aluminium profile and remove it.



2. Please note: Dirt, ribbed carpet and glue must be removed from the aluminium profile (e.g. using a chisel).



3. Place new insert into the aluminium profile using self-adhesive tape; use a rubber hammer if necessary to affix insert.



## RIBBED CARPET COLOURS

**130**

Black  
Heavy Duty  
Ribbed Carpet



**060**

Blue  
Heavy Duty  
Ribbed Carpet



**010**

Anthracite  
Heavy Duty  
Ribbed Carpet\*



**070**

Red  
Heavy Duty  
Ribbed Carpet\*



**021**

Dark Grey  
Heavy Duty  
Ribbed Carpet\*



**090**

Brown  
Heavy Duty  
Ribbed Carpet



**020**

Light Grey  
Heavy Duty  
Ribbed Carpet\*



**100**

Blue-Grey  
Heavy Duty  
Ribbed Carpet



**080**

Sand  
Heavy Duty  
Ribbed Carpet\*



**110**

Mauve  
Heavy Duty  
Ribbed Carpet



**030**

Mottled Beige  
Heavy Duty  
Ribbed Carpet\*



**120**

Blue-Violet  
Heavy Duty  
Ribbed Carpet



**040**

Mottled Blue  
Heavy Duty  
Ribbed Carpet\*



**140**

Anthracite  
Eco-friendly  
Ribbed Carpet  
**GREEN MOTION**



**050**

Mottled Green  
Heavy Duty  
Ribbed Carpet












**\* also available with fine-ribbed structure**  
(fire protection Bfl-s1 on request)

Due to technical limitations colours are only approximate.

# RIBBED CARPET PROPERTIES

Properties	
	Total height: up to 11 mm
	Total weight: up to 3,000 g/m <sup>2</sup>
	Fibre: 100% Polypropylene
	Material design: Cut-loop
	Pile weight: up to 1,700 g/m <sup>2</sup>
	Backing: SBR-Latex impregnation
	Suitable for heavy traffic
	Application fields (DIN 66095): extreme
	Rollable
	Heat conductive
	Sound absorbing

Properties	
	Fire rating to DIN EN 13501-1
	Suitable für wheel chairs
	Suitable for chair castor to DIN 54324
	Slip resistant characteristics R11 to DIN 51130
	Low-emission to RAL-ZU 128
	Anti-Static < 2 kV

Colour fastness	
	Colour fastness against light ISO 105 B02: good 6
	Colour fastness against friction ISO 105 X12: good
	Colour fastness against water ISO 105 E01: good 5

Technical changes and errors excepted.



## POWERCLEAN® COLOURS

**011**

Anthracite



**PULSE INSERT**

**012**


Anthracite



**WAVE INSERT**

**022**

Anthracite



**SCRUB INSERT**

## PROPERTIES

PULSE INSERT	
Pile material	100% Polyamide
Pile weight ISO 8543	± 700 g/m <sup>2</sup>
Use classification EN 1307	32
Flammability Euroclass EN 13501	Cfl-s1
Backing	PU
Optical Class**	4,5
Absorption capacity TNO W6034	± 5,2 l/m <sup>2</sup>
Total weight ISO 8543	± 2.900 g/m <sup>2</sup>
Pile density ISO 8543	0,12 g/cm <sup>2</sup>
Number of stitches ISO 1763	± 71.100/m <sup>2</sup>
Wearing class EN 1963	32
Comfort EN 1307	LC3
Dimensional stability ISO 2551	<0,2%
Light fastness ISO 105 B02	<7
Water fastness ISO 105 B01	4 - 5
Rubbing fastness ISO 105 X12	4 - 5
Salt water ISO 105 E02	4 - 5
Organic solvents ISO 105 X05	4 - 5
Static charge ISO 6356	<-0,7 kV
Slip Resistance EN 13893	DS
Slip-resistant properties	R13 DIN 51130
Yarn construction	Bouclé
Design	Blended
Suitability for stairs EN 1963	Intensive use
Suitability for castor chairs EN 985	Intensive use

WAVE INSERT	
Pile material	100% Polyamide
Pile weight ISO 8543	± 600 g/m <sup>2</sup>
Use classification EN 1307	33
Flammability Euroclass EN 13501	Cfl-s1
Backing	PU
Optical Class**	NPD
Absorption capacity TNO W6034	± 3,8 l/m <sup>2</sup>
Total weight ISO 8543	± 2.700 g/m <sup>2</sup>
Pile density ISO 8543	0,079 g/cm <sup>2</sup>
Number of stitches ISO 1763	± 64.500/m <sup>2</sup>
Wearing class EN 1963	33
Comfort EN 1307	LC1
Dimensional stability ISO 2551	<0,4%
Light fastness ISO 105 B02	<7
Water fastness ISO 105 B01	4 - 5
Rubbing fastness ISO 105 X12	4 - 5
Salt water ISO 105 E02	4 - 5
Organic solvents ISO 105 X05	4 - 5
Static charge ISO 6356	<0,1 kV
Slip Resistance EN 13893	DS
Slip-resistant properties	R12 DIN 51130
Yarn construction	Bouclé
Design	Blended
Suitability for stairs EN 1963	Intensive use
Suitability for castor chairs EN 985	Intensive use

SCRUB INSERT	
Pile material	100% Polypropylene
Total thickness	± 7,5 mm
Pile weight	± 32 g/m
Total weight	± 54 g/m
Backing	PP
Slip-resistant properties	R12 DIN 51130
Light fastness	5 - 6
Rubbing fastness	4 - 5
Water fastness I	4 - 5


\*\* Optical Class: 5 is best, 1 is lowest  
Due to technical limitations colours are only approximate.



## GROOVED RUBBER

**210**


Grooved Rubber  
Black



Fire behaviour: Height 10 and 17 mm = Bfl-s1  
Height 22 and 27 mm = Cfl-s1  
conforming DIN EN 13501-1 (German Industrial Standard).

**210**

Grooved Rubber XL  
Black




Fire behaviour: Height 22 and 27 mm = Cfl-s1  
conforming DIN EN 13501-1 (German Industrial Standard).

## CASSETTE BRUSHES

**310**

Cassette Brush  
3 brushes in row  
Black



22 and 27 mm  
slip-resistant R13 conforming DIN 51130 (Bfl-s1 on request)

**320**


Cassette Brush  
3 brushes in row  
Grey



22 and 27 mm  
slip-resistant R13 conforming DIN 51130

**310**

Cassette Brush  
4 brushes in row  
Black



12 and 17 mm  
slip-resistant R13 conforming DIN 51130 (Bfl-s1 on request)

**320**


Cassette Brush  
4 brushes in row  
Grey



12 and 17 mm  
slip-resistant R13 conforming DIN 51130

**310**

Cassette Brush XL  
4 brushes in row  
Black



22 and 27 mm  
slip-resistant R13 conforming DIN 51130

## BRUSH STRIPS

**410**

Brush Strip  
Black



only for 17 and 22 mm  
(Bfl-s1 on request)

**420**

Brush Strip  
Grey



only for 17 and 22 mm

**430**

Brush Strip  
Blue



only for 17 and 22 mm

Due to technical limitations colours are only approximate.







# PREMIUM ALUPROFILE MATS INSIDE AREAS

## NORMAL TRAFFIC

- 30 Top Clean TREND® for normal Load
- 32 Top Clean TREND® SCRUB for normal Load
- 33 Top Clean TREND® PULSE for normal Load
- 34 Top Clean TREND® XL for Large Areas
- 36 Top Clean NOVA XL for Large Areas
- 37 Top Clean TREND® XL GREEN MOTION with Eco-Friendly Ribbed Carpet

## HIGH TRAFFIC | HEAVY - EXTREME USAGE

- 38 Top Clean STABIL for Heavy Usage
- 40 Top Clean STABIL SCRUB for Heavy Usage
- 41 Top Clean STABIL PULSE for Heavy Usage
- 42 Top Clean STABIL XL for Heavy Usage and Large Areas
- 44 Top Clean OBJEKT for Extreme Heavy Usage
- 46 Top Clean HIGH for Extreme Usage and Heavy Load
- 48 Top Clean LIGHT XL for installation with low installation height






## TOP CLEAN TREND® FOR NORMAL LOAD


Ribbed carpet is a durable, moisture-absorbing material. Brush Strips and Cassette Brushes effectively protect high-quality floors against damage. Brushes with superior cleaning power remove foot-borne dirt like sand and grit, which is collected in the mat frame. Scraper Bars installed between the profiles increase the cleaning effect even more. Sound-absorbing, dimensionally stable, rollable and easy to clean. Available in any width and length. Special shapes at extra charge.

<b>Aluminium Profile</b>	Warp resistant aluminium profile (alloy EN AW 6060, wall thickness up to 1.5 mm) for fully supported installation.
<b>Upper/Combinations</b>	You may choose between various installation options or even combine several options: <ul style="list-style-type: none"> <li>• Ribbed Carpet: UV-resistant heavy-duty polypropylene, slip-resistant properties R 11 conforming to <a href="#">DIN 51130</a> (German Industrial Standard).</li> <li>• Scraper Bars made of warp resistant aluminium profile.</li> <li>• Brush Strips made of robust polyamide 6.</li> <li>• Cassette Brush made of robust, heavy-duty polyamide 6, slip-resistant properties R 13 conforming to <a href="#">DIN 51130</a> (German Industrial Standard).</li> </ul>
<b>Underside</b>	Base of the mat is mechanically fitted with rubber inserts for anti-slip and noise reduction.
<b>Connection</b>	Stainless steel wire rope V2A Ø 2 mm for 12 and 17 mm mat height, Coated galvanised wire rope for 22 and 27 mm mat height.
<b>Lock</b>	Special threaded nipple with stainless steel screw (rust-proof).
<b>Profile Spacing</b>	5 mm. Profile spacing optional also in 3 mm for automatic door systems conforming to <a href="#">DIN 18650</a> . Flexible spacers made of rubber.
<b>Profile Colours</b>	Natural aluminium. Profile can be supplied powder-coated to any RAL colour (for an extra charge).


### Ribbed Carpet · further colour options page 24



### Cassette Brush



### Brush Strip

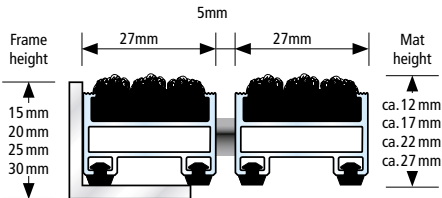


Due to technical limitations colours are only approximate.



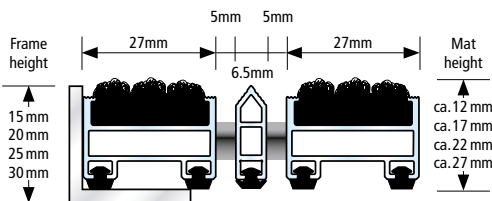
# TOP CLEAN TREND® POSSIBLE COMBINATIONS

## Top Clean TREND® with Ribbed Carpet



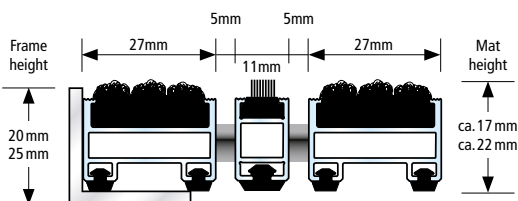
- For use indoors or in covered outdoor areas
- Accessible
- Recyclable
- Rust-proof

## Top Clean TREND® with Ribbed Carpet and Scraper Bar



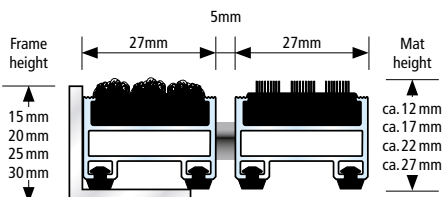
- For use indoors or in covered outdoor areas
- Accessible
- Recyclable
- Rust-proof

## Top Clean TREND® with Ribbed Carpet and Brush Strip



- For use indoors or in covered outdoor areas
- Accessible
- Recyclable
- Rust-proof

## Top Clean TREND® with Ribbed Carpet and Cassette Brush



- For use indoors or in covered outdoor areas
- Recyclable
- Rust-proof

All profiles feature highly effective impact sound insulation!






## TOP CLEAN TREND® SCRUB FOR NORMAL LOAD



The SCRUB insert is durable and suitable for entrance areas with normal or heavy traffic. We recommend this dirt- and moisture-absorbing SCRUB insert for indoor and outdoor areas. Top Clean TREND® SCRUB features sound insulation and is dimensionally stable, rollable and easy to clean. This Top Clean TREND® SCRUB system is available in any width and length; special shapes are available at an extra charge.

<b>Aluminium Profile</b>	Warp resistant aluminium profile (alloy EN AW 6060, wall thickness up to 1.5 mm) for fully supported installation.
<b>Upper</b>	UV-resistant, heavy-duty SCRUB insert with scratch effect (100% polypropylene); slip-resistant properties R 12 conforming to <a href="#">DIN 51130</a> (German Industrial Standard).
<b>Underside</b>	Base of the mat is mechanically fitted with rubber inserts for anti-slip and noise reduction.
<b>Connection</b>	Stainless steel wire rope V2A Ø 2 mm for 12 and 17 mm mat height, Coated galvanised wire rope for 22 mm mat height.
<b>Lock</b>	Special threaded nipple with stainless steel screw (rust-proof).
<b>Profile Spacing</b>	5 mm. Profile spacing optional also in 3 mm for automatic door systems conforming to <a href="#">DIN 18650</a> . Flexible spacers made of rubber.
<b>Profile Colours</b>	Natural aluminium. Profile can be supplied powder-coated to any RAL colour (for an extra charge).

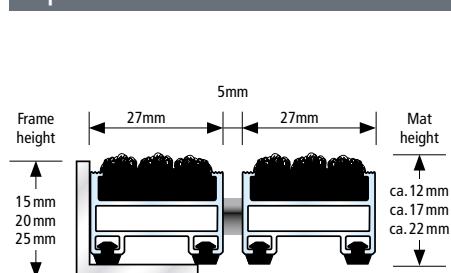
### Colour



022  
Dark Grey

Due to technical limitations colours are only approximate.

### Top Clean TREND® SCRUB with SCRUB Insert



- For use indoors or in covered outdoor areas
- Accessible
- Recyclable
- Rust-proof

All profiles feature highly effective impact sound insulation!





# TOP CLEAN TREND® PULSE FOR NORMAL LOAD



PREMIUM INSIDE

Made of 100% polyamide, the PULSE insert is suitable for medium- and large-sized entrance areas, with both normal and heavy footfall. The high twist of the yarn creates a pebble-like structure which provides highly efficient cleaning. Because the PULSE insert doesn't use any PVC or plasticisers, it is an environmentally friendly and sustainable solution. Used in indoor and covered outdoor areas, it reliably stops dirt and absorbs moisture. Top Clean TREND® features sound insulation and is dimensionally stable, rollable and easy to clean. This Top Clean TREND® system is available in any width and length; special shapes are available at an extra cost.

<b>Aluminium Profile</b>	Warp resistant aluminium profile (alloy EN AW 6060, wall thickness up to 1.5 mm) for fully supported installation.
<b>Upper</b>	UV-resistant, heavy-duty PULSE insert (100% polyamide), slip-resistant properties R 13 conforming to <b>DIN 51130</b> (German Industrial Standard).
<b>Underside</b>	Base of the mat is mechanically fitted with rubber inserts for anti-slip and noise reduction.
<b>Connection</b>	Stainless steel wire rope V2A Ø 2 mm for 12 and 17 mm mat height, Coated galvanised wire rope for 22 mm mat height.
<b>Lock</b>	Special threaded nipple with stainless steel screw (rust-proof).
<b>Profile Spacing</b>	5 mm. Profile spacing optional also in 3 mm for automatic door systems conforming to <b>DIN 18650</b> . Flexible spacers made of rubber.
<b>Profile Colours</b>	Natural aluminium. Profile can be supplied powder-coated to any RAL colour (for an extra charge).

**Colour**



011 Anthracite

Due to technical limitations colours are only approximate.

## Top Clean TREND® PULSE with PULSE Insert

- For use indoors or in covered outdoor areas
- Accessible
- Recyclable
- Rust-proof

All profiles feature highly effective impact sound insulation!




## TOP CLEAN TREND® XL FOR LARGE AREAS

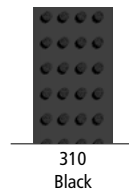
Continuously enhancing the Top Clean TREND® series, we now provide this version with broad aluminium profiles. It is best applicable in large-size, architecturally ambitious entrance areas. Ribbed carpet elements with 37 mm width and Cassette Brushes provide optimal dirt collection and walking comfort. Individual combinations of scraper bars and brush strips with high cleaning power may be added. Sound-absorbing, dimensionally stable, rollable and easy to clean. Available in any width and length. Special shapes at an extra charge.

<b>Aluminium Profile</b>	Warp resistant aluminium profile (alloy EN AW 6060, wall thickness up to 1.5 mm) for fully supported installation.
<b>Upper/Combinations</b>	You may choose between various installation options or even combine several options: <ul style="list-style-type: none"> <li>• Ribbed Carpet: UV-resistant heavy-duty polypropylene, slip-resistant properties R 11 conforming to <a href="#">DIN 51130</a> (German Industrial Standard).</li> <li>• Scraper Bars made of warp resistant aluminium profile.</li> <li>• Brush Strips made of robust polyamide 6.</li> <li>• Cassette Brush made of robust, heavy-duty polyamide 6, slip-resistant properties R 13 conforming to <a href="#">DIN 51130</a> (German Industrial Standard).</li> </ul>
<b>Underside</b>	Base of the mat is mechanically fitted with rubber inserts for anti-slip and noise reduction.
<b>Connection</b>	Coated galvanised wire rope.
<b>Lock</b>	Special threaded nipple with stainless steel screw (rust-proof).
<b>Profile Spacing</b>	5 mm. Flexible spacers made of rubber.
<b>Profile Colours</b>	Natural aluminium. Profile can be supplied powder-coated to any RAL colour (for an extra charge).


### Ribbed Carpet · further colour options page 24



### Cassette Brush



### Brush Strip




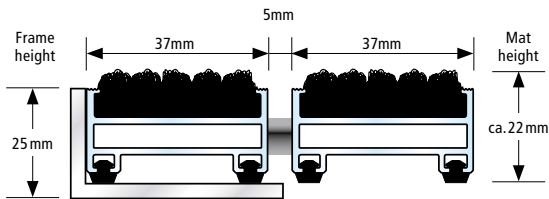
Due to technical limitations colours are only approximate.






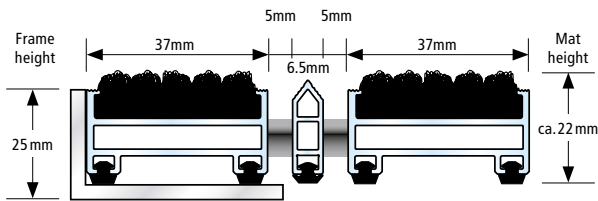
# TOP CLEAN TREND® XL POSSIBLE COMBINATIONS

## Top Clean TREND® XL with Ribbed Carpet



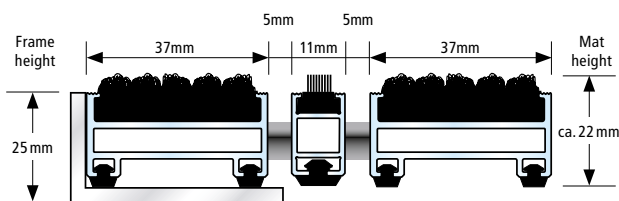
- For use indoors or in covered outdoor areas
- Accessible
- Recyclable
- Rust-proof

## Top Clean TREND® XL with Ribbed Carpet and Scraper Bar



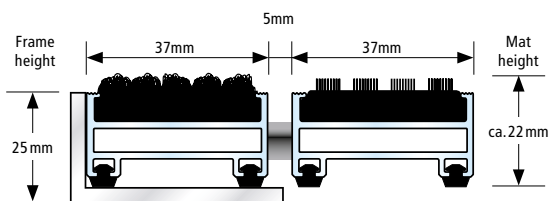
- For use indoors or in covered outdoor areas
- Accessible
- Recyclable
- Rust-proof

## Top Clean TREND® XL with Ribbed Carpet and Brush Strip



- For use indoors or in covered outdoor areas
- Accessible
- Recyclable
- Rust-proof

## Top Clean TREND® XL with Ribbed Carpet and Cassette Brush



- For use indoors or in covered outdoor areas
- Recyclable
- Rust-proof

All profiles feature highly effective impact sound insulation!






## TOP CLEAN NOVA XL FOR LARGE AREAS


The extra-wide profiles with ribbed carpet inserts are durable, moisture-absorbing, and help prevent slips and trips in building entrances. The combination of three alternating brush-strip profiles enhances the cleaning effect, removing foot-borne dirt such as sand and grit. Available in any width and length, all our Top Clean aluminium entrance matting systems feature an open structure that allows dirt and moisture to fall into the matwell recess, preventing further contamination of your building. Sound-absorbing, dimensionally stable, rollable, and easy to clean. Special shapes can be produced to order at an additional cost.

<b>Aluminium Profile</b>	Warp resistant aluminium profile (alloy EN AW 6060, wall thickness up to 1.5 mm) for fully supported installation.
<b>Upper/Combinations</b>	<ul style="list-style-type: none"> <li>• Ribbed Carpet: UV-resistant heavy-duty polypropylene, slip-resistant properties R 11 conforming to <b>DIN 51130</b> (German Industrial Standard).</li> <li>• Brush Strips made of robust polyamide 6.</li> </ul>
<b>Underside</b>	Base of the mat is mechanically fitted with rubber inserts for anti-slip and noise reduction.
<b>Connection</b>	Coated galvanised wire rope.
<b>Lock</b>	Special threaded nipple with stainless steel screw (rust-proof).
<b>Profile Spacing</b>	5 mm. Flexible spacers made of rubber.
<b>Profile Colours</b>	Natural aluminium. Profile can be supplied powder-coated to any RAL colour (for an extra charge).

### Ribbed Carpet · further colour options page 24



### Brush Strip

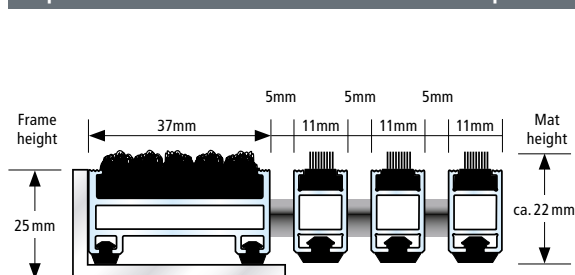


## CHAMELEON

With 42 possible combinations, Top Clean NOVA XL adapts seamlessly to any architectural design – the versatile aluminium profile mat for the highest design standards!

Due to technical limitations colours are only approximate.

### Top Clean NOVA XL with Ribbed Carpet and 3x Brush Strip



For use indoors or in covered outdoor areas

Recyclable

Rust-proof

All profiles feature highly effective impact sound insulation!





# TOP CLEAN TREND® XL GREEN MOTION WITH ECO-FRIENDLY RIBBED CARPET



[www.blauer-engel.de/uz128](http://www.blauer-engel.de/uz128)

- emissions- und geruchsarm
- geringer Schadstoffgehalt
- in der Wohnumwelt gesundheitlich unbedenklich

PREMIUM INSIDE

We place a major emphasis on sustainability in our products. One example is the eco-friendly GREEN MOTION variant within the Top Clean system. All components are 100% recyclable and can be returned for re-use – free of charge. The eco-anodised profile with ribbed carpet is corrosion-resistant, has sound insulation, is easy to clean and rollable. The GREEN MOTION system is available in any width and length; special shapes are available at an extra charge.

<b>Aluprofile</b>	Warp resistant aluminium profile (alloy EN AW 6060, wall thickness up to 1.5 mm), eco-anodised E6/EV 1, for fully supported installation. Outstanding corrosion resistance. <b>Completely recyclable.</b>
<b>Upper</b>	Eco-friendly Ribbed Carpet: unmixed, non-latex and durable polypropylene. UV-resistant. slip-resistant properties R 11 conforming to <b>DIN 51130</b> (German Industrial Standard), fire-resistant Cfl-s1 conforming to <b>DIN EN 13501-1</b> (German Industrial Standard). <b>Completely recyclable.</b>
<b>Underside</b>	non-PVC rubber profile with proven sound insulation for low-noise traffic. <b>Completely recyclable.</b>
<b>Connection</b>	Stainless steel wire rope V2A Ø 3 mm. <b>Completely recyclable.</b>
<b>Lock</b>	Special threaded nipple with stainless steel screw. <b>Completely recyclable.</b>
<b>Profile Spacing</b>	5 mm. Spacers are made of weather-resistant non-PVC rubber. <b>Completely recyclable.</b>

**Colour**




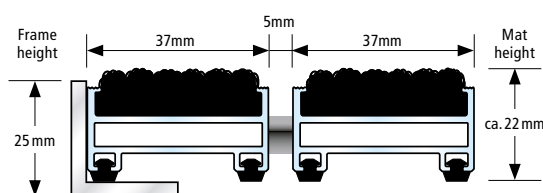
140  
Eco-Friendly  
Ribbed Carpet  
Anthracite

Due to technical limitations colours are only approximate.



With the "GREEN MOTION" entrance mat, we are making a contribution to the increasingly important issue of environmental protection. The mat is completely PVC-free and all components are 100% recyclable. Returning the mat to the production cycle for recycling is free of charge.

## Top Clean TREND® XL GREEN MOTION with Eco-Friendly Ribbed Carpet



- For use indoors or in covered outdoor areas
- Accessible
- Recyclable
- Eco-anodised
- Rust-proof
- Non-PVC

All profiles feature highly effective impact sound insulation!






## TOP CLEAN STABIL FOR HEAVY USAGE


This multi-variant cleaning system is the heavy-duty version of Top Clean TREND®. The STABIL variant is predestined for use in entrance areas with heavy traffic and load. Suitable for lift trucks and transport trolleys. This version is highly efficient thanks to a range of available combinations of ribbed carpet, Cassette Brushes and scraper bars. It is also available in 10/13 mm height. Sound-absorbing, dimensionally stable, rollable and easy to clean. Available in any width and length. Special shapes at extra charge.

<b>Aluminium Profile</b>	Warp resistant aluminium profile (alloy EN AW 6060, wall thickness up to 2.5 mm) for fully supported and self-supporting installation (substructure on site, maximum distance between supports 300 mm).
<b>Upper/Combinations</b>	<p>You may choose between various installation options or even combine several options:</p> <ul style="list-style-type: none"> <li>• Ribbed Carpet: UV-resistant heavy-duty polypropylene, slip-resistant properties R 11 conforming to <a href="#">DIN 51130</a> (German Industrial Standard).</li> <li>• Anti-slip Grooved Rubber (EPDM), with lengthwise and crosswise grooves, heavy-duty and UV-resistant conforming to <a href="#">DIN 7863</a> (German Industrial Standard), fire behaviour for mat heights 12 mm and 17 mm = Bfl-s1, for mat height 22 mm = Cfl-s1 conforming <a href="#">DIN EN 13501-1</a> (German Industrial Standard).</li> <li>• Scraper Bars made of warp resistant aluminium profile.</li> <li>• Cassette Brush made of robust, heavy-duty polyamide 6, slip-resistant properties R 13 conforming to <a href="#">DIN 51130</a> (German Industrial Standard).</li> </ul>
<b>Underside</b>	Base of the mat is mechanically fitted with rubber inserts for anti-slip and noise reduction.
<b>Connection</b>	Stainless steel wire rope V2A Ø 2 mm for 12 and 17 mm mat height, Stainless steel wire rope V2A Ø 3 mm for 22 mm mat height.
<b>Lock</b>	Special threaded nipple with stainless steel screw (rust-proof).
<b>Profile Spacing</b>	5 mm. Profile spacing optional also in 3 mm for automatic door systems conforming to <a href="#">DIN 18650</a> . Flexible spacers made of rubber.
<b>Profile Colours</b>	Natural aluminium. Profile can be supplied powder-coated to any RAL colour (for an extra charge).

### Ribbed Carpet · further colour options page 24



### Cassette Brush



### Grooved Rubber



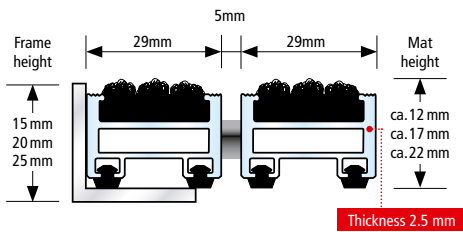
Due to technical limitations colours are only approximate.






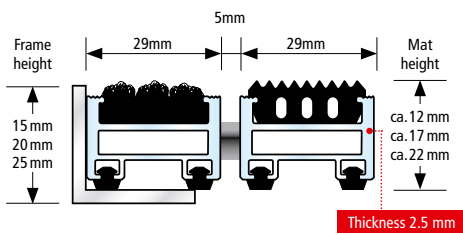
# TOP CLEAN STABIL POSSIBLE COMBINATIONS

## Top Clean STABIL with Ribbed Carpet



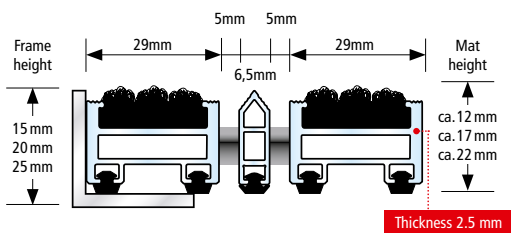
- For use indoors or in covered outdoor areas
- Accessible
- Accessible with hand lift truck
- Recyclable
- Rust-proof

## Top Clean STABIL with Ribbed Carpet and Grooved Rubber



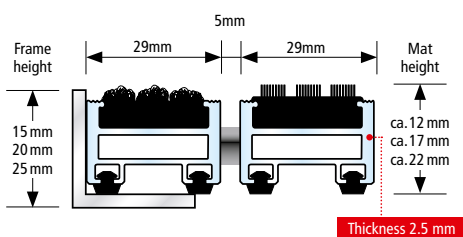
- For use indoors or in covered outdoor areas
- Accessible
- Accessible with hand lift truck
- Recyclable
- Rust-proof

## Top Clean STABIL with Ribbed Carpet and Scraper Bar



- For use indoors or in covered outdoor areas
- Accessible
- Accessible with hand lift truck
- Recyclable
- Rust-proof

## Top Clean STABIL with Ribbed Carpet and Cassette Brush



- For use indoors or in covered outdoor areas
- Accessible with hand lift truck
- Recyclable
- Rust-proof

All profiles feature highly effective impact sound insulation!





## TOP CLEAN STABIL SCRUB FOR HEAVY USAGE



This variant is the heavy-duty version of Top Clean TREND®. The STABIL variant is predestined for use in entrance areas with heavy traffic and load. Suitable for lift trucks and transport trolleys. The SCRUB insert is durable and suitable for entrance areas with normal or heavy traffic. We recommend this dirt- and moisture-absorbing SCRUB insert for inside and outside areas. Top Clean TREND® SCRUB features sound insulation and is dimensionally stable, rollable and easy to clean. This Top Clean TREND® SCRUB system is available in any width and length; special shapes are available at an extra charge.

<b>Aluminium Profile</b>	Warp resistant aluminium profile (alloy EN AW 6060, wall thickness up to 2.5 mm) for fully supported installation.
<b>Upper</b>	UV-resistant, heavy-duty SCRUB insert with scratch effect (100% polypropylene); slip-resistant properties R 12 conforming to <a href="#">DIN 51130</a> (German Industrial Standard).
<b>Underside</b>	Base of the mat is mechanically fitted with rubber inserts for anti-slip and noise reduction.
<b>Connection</b>	Stainless steel wire rope V2A Ø 2 mm.
<b>Lock</b>	Special threaded nipple with stainless steel screw (rust-proof).
<b>Profile Spacing</b>	5 mm. Profile spacing optional also in 3 mm for automatic door systems conforming to <a href="#">DIN 18650</a> . Flexible spacers made of rubber.
<b>Profile Colours</b>	Natural aluminium. Profile can be supplied powder-coated to any RAL colour (for an extra charge).

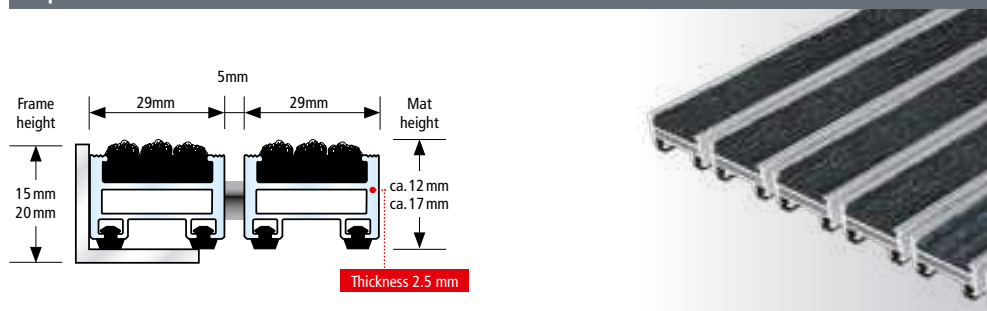
### Colour



022  
Dark Grey

Due to technical limitations colours are only approximate.

### Top Clean STABIL SCRUB with SCRUB insert



- For use indoors or in covered outdoor areas
- Accessible
- Accessible with hand lift truck
- Recyclable
- Rust-proof

All profiles feature highly effective impact sound insulation!





# TOP CLEAN STABIL PULSE FOR HEAVY USAGE



PREMIUM INSIDE

This multi-variant STABIL cleaning system is the heavy-duty version of Top Clean TREND and is designed for use in entrance areas with heavy traffic and load. It is suitable for lift trucks and trolleys. The high twist of the yarn creates a pebble-like structure which provides highly effective cleaning. And because the PULSE insert doesn't use any PVC or plasticisers, it is an environmentally friendly and sustainable solution. Used in indoor and covered entrance areas, the PULSE insert is extremely reliable at stopping dirt and absorbing moisture. Sound-absorbing, dimensionally stable, rollable and easy to clean, STABIL is available in any width and length. Special shapes are available at an extra cost.

<b>Aluminium Profile</b>	Warp resistant aluminium profile (alloy EN AW 6060, wall thickness up to 2.5 mm) for fully supported and self-supporting installation (substructure on site, maximum distance between supports 300 mm).
<b>Upper</b>	UV-resistant, heavy-duty PULSE insert (100% polyamide), slip-resistant properties R 13 conforming to <a href="#">DIN 51130</a> (German Industrial Standard).
<b>Underside</b>	Base of the mat is mechanically fitted with rubber inserts for anti-slip and noise reduction.
<b>Connection</b>	Stainless steel wire rope V2A Ø 2 mm.
<b>Lock</b>	Special threaded nipple with stainless steel screw (rust-proof).
<b>Profile Spacing</b>	5 mm. Profile spacing optional also in 3 mm for automatic door systems conforming to <a href="#">DIN 18650</a> . Flexible spacers made of rubber.
<b>Profile Colours</b>	Natural aluminium. Profile can be supplied powder-coated to any RAL colour (for an extra charge).

**Colour**



011 Anthracite

Due to technical limitations colours are only approximate.

Top Clean STABIL PULSE with PULSE insert

- For use indoors or in covered outdoor areas
- Accessible
- Accessible with hand lift truck
- Recyclable
- Rust-proof

All profiles feature highly effective impact sound insulation!



## TOP CLEAN STABIL XL FOR HEAVY USAGE AND LARGE AREAS

This new Top Clean STABIL XL version is a very durable and efficient solution with long-term dimensional stability and 39 mm-wide profiles. It has been designed for large, spacious entrance areas. The system provides combinations in various heights for high pedestrian traffic. Options include ribbed carpet in a great variety of colours as well as Cassette Brushes and scraper bars. Suitable for lift trucks and transport trolleys. Sound-absorbing, dimensionally stable, rollable and easy to clean. Available in any width and length. Special shapes at extra charge.

<b>Aluminium Profile</b>	Warp resistant aluminium profile (alloy EN AW 6060, wall thickness up to 2.5 mm) for fully supported and self-supporting installation (substructure on site, maximum distance between supports 300 mm).
<b>Upper/Combinations</b>	<p>You may choose between various installation options or even combine several options:</p> <ul style="list-style-type: none"> <li>• Ribbed Carpet: UV-resistant heavy-duty polypropylene, slip-resistant properties R 11 conforming to <b>DIN 51130</b> (German Industrial Standard).</li> <li>• Anti-slip Grooved Rubber (EPDM), with lengthwise and crosswise grooves, heavy-duty and UV-resistant conforming to <b>DIN 7863</b> (German Industrial Standard). Fire behaviour Cfl-s1 conforming <b>DIN EN 13501-1</b> (German Industrial Standard).</li> <li>• Scraper Bars made of warp resistant aluminium profile.</li> <li>• Cassette Brush made of robust, heavy-duty polyamide 6, slip-resistant properties R 13 conforming to <b>DIN 51130</b> (German Industrial Standard).</li> </ul>
<b>Underside</b>	Base of the mat is mechanically fitted with rubber inserts for anti-slip and noise reduction.
<b>Connection</b>	Stainless steel wire rope V2A Ø 3 for 22 and 27 mm mat height.
<b>Lock</b>	Special threaded nipple with stainless steel screw (rust-proof).
<b>Profile Spacing</b>	5 mm. Flexible spacers made of rubber.
<b>Profile Colours</b>	Natural aluminium. Profile can be supplied powder-coated to any RAL colour (for an extra charge).

### Ribbed Carpet · further colour options page 24



010 Anthracite



020 Light Grey




030 Mottled Beige



040 Mottled Blue

### Cassette Brush



310 Black

### Grooved Rubber



210 Black


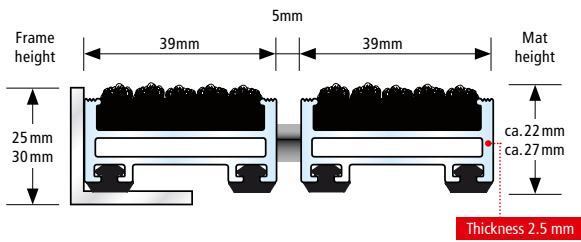
Due to technical limitations colours are only approximate.






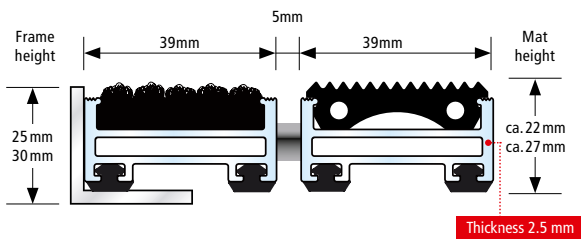
# TOP CLEAN STABIL XL POSSIBLE COMBINATIONS

## Top Clean STABIL XL with Ribbed Carpet




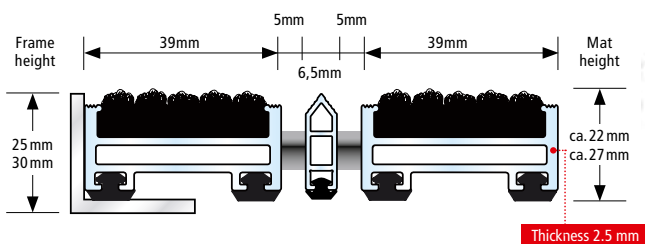
- For use indoors or in covered outdoor areas
- Accessible
- Accessible with hand lift truck
- Recyclable
- Rust-proof

## Top Clean STABIL XL with Ribbed Carpet and Grooved Rubber



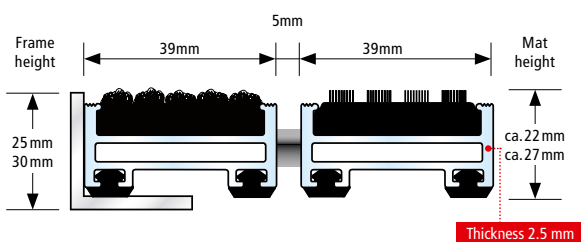
- For use indoors or in covered outdoor areas
- Accessible
- Accessible with hand lift truck
- Recyclable
- Rust-proof

## Top Clean STABIL XL with Ribbed Carpet and Scraper Bar



- For use indoors or in covered outdoor areas
- Accessible
- Accessible with hand lift truck
- Recyclable
- Rust-proof

## Top Clean STABIL XL with Ribbed Carpet and Cassette Brush



- For use indoors or in covered outdoor areas
- Accessible with hand lift truck
- Recyclable
- Rust-proof

All profiles feature highly effective impact sound insulation!






## TOP CLEAN OBJEKT FOR EXTREME HEAVY USAGE

Top Clean OBJEKT has been designed for entrance areas with very heavy pedestrian and trolley traffic. We recommend this version for shopping malls, airports and stations. Extremely robust, durable 40-mm profiles allow for hand lift truck, forklift and transport trolley traffic on the mat. Durable ribbed carpet and robust Cassette Brushes provide a strong cleaning performance. Sound-absorbing, dimensionally stable, rollable and easy to clean. Available in any width and length. Special shapes at extra charge.

<b>Aluminium Profile</b>	Warp resistant aluminium profile (alloy EN AW 6060, wall thickness up to 3.0 mm) for fully supported and self-supporting installation (substructure on site, maximum distance between supports 300 mm).
<b>Upper / Combinations</b>	You may choose between various installation options or even combine several options: <ul style="list-style-type: none"> <li>• Ribbed Carpet: UV-resistant heavy-duty polypropylene, slip-resistant properties R 11 conforming to <b>DIN 51130</b> (German Industrial Standard).</li> <li>• Anti-slip Grooved Rubber (EPDM), with lengthwise and crosswise grooves, heavy-duty and UV-resistant conforming to <b>DIN 7863</b> (German Industrial Standard). Fire behaviour Cfl-s1 conforming <b>DIN EN 13501-1</b> (German Industrial Standard).</li> <li>• Cassette Brush made of robust, heavy-duty polyamide 6, slip-resistant properties R 13 conforming to <b>DIN 51130</b> (German Industrial Standard).</li> </ul>
<b>Underside</b>	Base of the mat is mechanically fitted with rubber inserts for anti-slip and noise reduction.
<b>Connection</b>	Stainless steel wire rope V2A Ø 3 mm.
<b>Lock</b>	Special threaded nipple with stainless steel screw (rust-proof).
<b>Profile Spacing</b>	5 mm. Flexible spacers made of rubber.
<b>Profile Colours</b>	Natural aluminium. Profile can be supplied powder-coated to any RAL colour (for an extra charge).

### Ribbed Carpet · further colour options page 24



### Cassette Brush



### Grooved Rubber



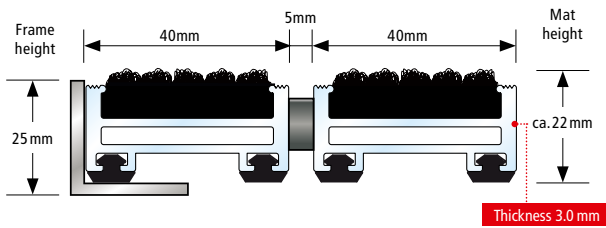
Due to technical limitations colours are only approximate.






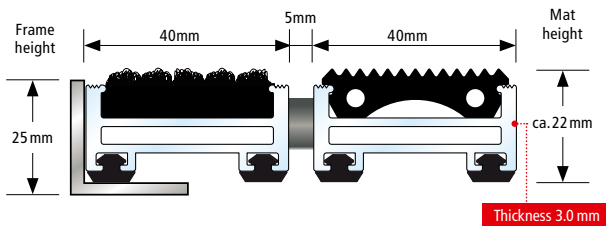
# TOP CLEAN OBJEKT POSSIBLE COMBINATIONS

## Top Clean OBJEKT with Ribbed Carpet



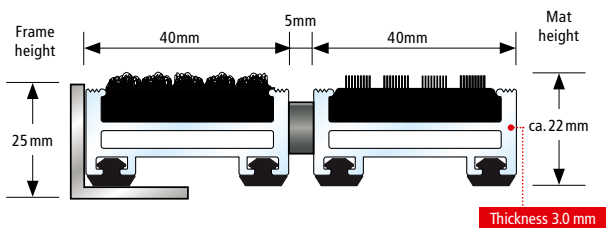
- For use indoors or in covered outdoor areas
- Accessible
- Accessible with hand lift truck
- Accessible with forklift truck
- Recyclable
- Rust-proof

## Top Clean OBJEKT with Ribbed Carpet and Grooved Rubber



- For use indoors or in covered outdoor areas
- Accessible
- Accessible with hand lift truck
- Accessible with forklift truck
- Recyclable
- Rust-proof

## Top Clean OBJEKT with Ribbed Carpet and Cassette Brush



- For use indoors or in covered outdoor areas
- Accessible with hand lift truck
- Accessible with forklift truck
- Recyclable
- Rust-proof

All profiles feature highly effective impact sound insulation!






## TOP CLEAN HIGH FOR EXTREME USAGE AND HEAVY LOAD


Performance tests by independent institutes have confirmed the outstanding quality of the Top Clean HIGH version – continuously laid mats can carry loads of up to 6,000 kg. Robust frames and mats with 42 mm height ensure this system’s longevity, even in areas with extreme traffic. Top Clean HIGH mats feature ribbed carpet and Cassette Brushes with superior cleaning performance. Sound-absorbing, dimensionally stable, rollable and easy to clean. Available in any width and length. Special shapes at extra charge.

<b>Aluminium Profile</b>	Warp resistant aluminium profile (alloy EN AW 6060, wall thickness up to 2.5 mm) for fully supported and self-supporting installation (substructure on site, maximum distance between supports 300 mm).
<b>Upper/Combinations</b>	You may choose between various installation options or even combine several options: <ul style="list-style-type: none"> <li>• Ribbed Carpet: UV-resistant heavy-duty polypropylene, slip-resistant properties R 11 conforming to <b>DIN 51130</b> (German Industrial Standard).</li> <li>• Anti-slip Grooved Rubber (EPDM), with lengthwise and crosswise grooves, heavy-duty and UV-resistant conforming to <b>DIN 7863</b> (German Industrial Standard). Fire behaviour Cfl-s1 conforming <b>DIN EN 13501-1</b> German Industrial Standard).</li> <li>• Cassette Brush made of robust, heavy-duty polyamide 6, slip-resistant properties R 13 conforming to <b>DIN 51130</b> (German Industrial Standard).</li> </ul>
<b>Underside</b>	Base of the mat is mechanically fitted with rubber inserts for anti-slip and noise reduction.
<b>Connection</b>	Stainless steel wire rope V2A Ø 3 mm.
<b>Lock</b>	Special threaded nipple with stainless steel screw (rust-proof).
<b>Profile Spacing</b>	5 mm. Flexible spacers made of rubber.
<b>Profile Colours</b>	Natural aluminium. Profile can be supplied powder-coated to any RAL colour (for an extra charge).

### Ribbed Carpet · further colour options page 24



### Cassette Brush



### Grooved Rubber



Due to technical limitations colours are only approximate.





# TOP CLEAN HIGH POSSIBLE COMBINATIONS

## Top Clean HIGH with Ribbed Carpet

- For use indoors or in covered outdoor areas
- Accessible
- Accessible with hand lift truck
- Accessible with forklift truck
- Recyclable
- Rust-proof

## Top Clean HIGH with Ribbed Carpet and Grooved Rubber

- For use indoors or in covered outdoor areas
- Accessible
- Accessible with hand lift truck
- Accessible with forklift truck
- Recyclable
- Rust-proof

## Top Clean HIGH with Ribbed Carpet and Cassette Brush

- For use indoors or in covered outdoor areas
- Accessible with hand lift truck
- Accessible with forklift truck
- Recyclable
- Rust-proof

All profiles feature highly effective impact sound insulation!




## TOP CLEAN LIGHT XL FOR INSTALLATION WITH LOW INSTALLATION HEIGHT

This Top Clean version is particularly suitable for installation without mat frames because the mats have approximately the height of floor tiles. Top Clean LIGHT XL has been designed for use indoors and in covered outdoor areas with normal foot traffic. The robust ribbed carpet has a high cleaning power. Top Clean LIGHT XL features extra sound insulation due to the complete solid rubber profile underside. It has permanent, lifelong dimensions, is rollable and easy to clean. This version is only provided in a rectangular shape; no special shapes are available.

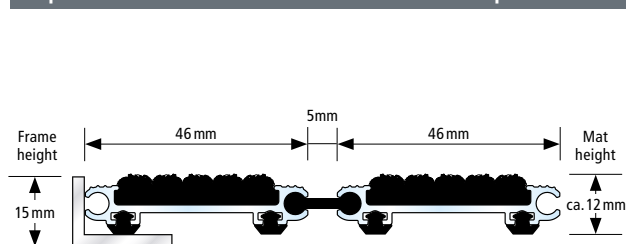
<b>Aluminium Profile</b>	Warp resistant aluminium profile (alloy EN AW 6060) for fully supported installation.
<b>Upper</b>	UV-resistant, heavy-duty polypropylene, slip-resistant properties R 11 conforming to <a href="#">DIN 51130</a> (German Industrial Standard).
<b>Underneath</b>	Base of the mat is mechanically fitted with rubber inserts for anti-slip and noise reduction.
<b>Connection</b>	Flexible, pierced connection profile.
<b>Profile Spacing</b>	5 mm
<b>Compensation Profile Colours</b>	Black or Grey.
<b>Dimensions</b>	When laying the mat inside of an existing mat frame, the front to back dimension is reached using a compensation profile (grey or black) when needed. When laying freely, the walking direction is an approximate measure (a little smaller or larger). Only rectangular mats are available for Top Clean LIGHT; no gaps, curves or diagonal cuttings.
<b>Profile Colours</b>	Natural aluminium. Profile can be supplied powder-coated to any RAL colour (for an extra charge).
<b>Anodised Colour</b>	Black, other colours possible (at extra charge).

### Ribbed Carpet · further colour options page 24



Due to technical limitations colours are only approximate.

### Top Clean LIGHT XL with Ribbed Carpet



- For use indoors or in covered outdoor areas
- Recyclable
- Rust-proof

All profiles feature highly effective impact sound insulation!






# PREMIUM MATTING SYSTEMS FOR OUTSIDE AREAS

## NORMAL TRAFFIC

- 50 Top Clean TREND® for normal Load
- 52 Top Clean TREND® SCRUB for normal Load
- 53 Top Clean TREND® WAVE for normal Load
- 54 Top Clean TREND® XL for Large Areas
- 56 Top Clean NOVA XL for Large Areas
- 57 Top Clean BRUSH Brush Strip

## HIGH TRAFFIC | HEAVY - EXTREME USAGE

- 58 Top Clean STABIL for Heavy Usage
- 60 Top Clean STABIL SCRUB for Heavy Usage
- 61 Top Clean STABIL WAVE for Heavy Usage
- 62 Top Clean STABIL XL for Heavy Usage and Large Areas
- 64 Top Clean OBJEKT for Extreme Heavy Usage
- 66 Top Clean HIGH for Extreme Usage and Heavy Load
- 68 Top Clean LIGHT XL for installation with low installation height



PREMIUM  
ALUPROFILE MATS

WITH PREMIUM  
SOUND INSULATION




## TOP CLEAN TREND® FOR NORMAL LOAD


We recommend durable rubber profiles with anti-slip features, alternating with scraper bars and cassette brushes, as an efficient cleaning concept for outside areas. This Top Clean TREND® version is particularly weather-resistant and non-corrosive. Dirt and moisture are collected outside the building. Scraper Bars installed between the profiles increase the cleaning effect even more. Sound-absorbing, dimensionally stable, rollable and easy to clean. Available in any width and length. Special shapes at extra charge.

<b>Aluminium Profile</b>	Warp resistant aluminium profile (alloy EN AW 6060, wall thickness up to 1.5 mm) for fully supported installation.
<b>Upper/Combinations</b>	<p>You may choose between various installation options or even combine several options:</p> <ul style="list-style-type: none"> <li>• Anti-slip Grooved Rubber (EPDM), with lengthwise and crosswise grooves, heavy-duty and UV-resistant conforming to <a href="#">DIN 7863</a> (German Industrial Standard), fire behaviour for mat heights 12 mm and 17 mm = Bfl-s1, for mat height 22 mm = Cfl-s1 conforming <a href="#">DIN EN 13501-1</a> (German Industrial Standard).</li> <li>• Scraper Bars made of warp resistant aluminium profile.</li> <li>• Brush Strips made of robust polyamide 6.</li> <li>• Cassette Brush made of robust, heavy-duty polyamide 6, slip-resistant properties R 13 conforming to <a href="#">DIN 51130</a> (German Industrial Standard).</li> </ul>
<b>Underside</b>	Base of the mat is mechanically fitted with rubber inserts for anti-slip and noise reduction.
<b>Connection</b>	Stainless steel wire rope V2A Ø 2 mm for 12 and 17 mm mat height, Coated galvanised wire rope for 22 and 27 mm mat height.
<b>Lock</b>	Special threaded nipple with stainless steel screw (rust-proof).
<b>Profile Spacing</b>	5 mm. Profile spacing optional also in 3 mm for automatic door systems conforming to <a href="#">DIN 18650</a> . Flexible spacers made of rubber.
<b>Profile Colours</b>	Natural aluminium. Profile can be supplied powder-coated to any RAL colour (for an extra charge).


### Cassette Brush



### Grooved Rubber




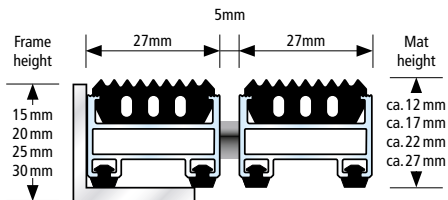
### Brush Strip





# TOP CLEAN TREND® POSSIBLE COMBINATIONS


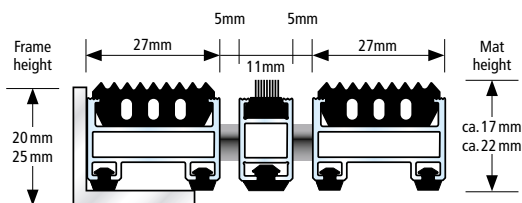
## Top Clean TREND® with Grooved Rubber



- For outdoor use
- Accessible
- Recyclable
- Rust-proof

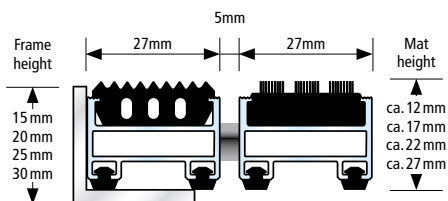
PREMIUM OUTSIDE

## Top Clean TREND® with Grooved Rubber and Brush Strip



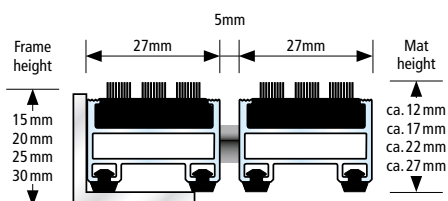
- For outdoor use
- Accessible
- Recyclable
- Rust-proof

## Top Clean TREND® with Grooved Rubber and Cassette Brush



- For outdoor use
- Recyclable
- Rust-proof

## Top Clean TREND® with Cassette Brush



- For outdoor use
- Recyclable
- Rust-proof

All profiles feature highly effective impact sound insulation!





# TOP CLEAN TREND® SCRUB FOR NORMAL LOAD



The SCRUB insert is durable and suitable for entrance areas with normal or heavy traffic. We recommend this dirt- and moisture-absorbing SCRUB insert for inside as well as outside areas. Top Clean TREND® SCRUB features sound insulation and is dimensionally stable, rollable and easy to clean. This Top Clean TREND® SCRUB system is available in any width and length; special shapes are available at an extra charge.

<b>Aluminium Profile</b>	Warp resistant aluminium profile (alloy EN AW 6060, wall thickness up to 1.5 mm) for fully supported installation.
<b>Upper</b>	UV-resistant, heavy-duty SCRUB insert with scratch effect (100% polypropylene); slip-resistant properties R 12 conforming to <a href="#">DIN 51130</a> (German Industrial Standard).
<b>Underside</b>	Base of the mat is mechanically fitted with rubber inserts for anti-slip and noise reduction.
<b>Connection</b>	Stainless steel wire rope V2A Ø 2 mm for 12 and 17 mm mat height, Coated galvanised wire rope for 22 mm mat height.
<b>Lock</b>	Special threaded nipple with stainless steel screw (rust-proof).
<b>Profile Spacing</b>	5 mm. Profile spacing optional also in 3 mm for automatic door systems conforming to <a href="#">DIN 18650</a> . Flexible spacers made of rubber.
<b>Profile Colours</b>	Natural aluminium. Profile can be supplied powder-coated to any RAL colour (for an extra charge).

### Colour



022  
Dark Grey

Due to technical limitations colours are only approximate.

## Top Clean TREND® SCRUB with SCRUB insert

- For outdoor use
- Accessible
- Recyclable
- Rust-proof

All profiles feature highly effective impact sound insulation!



# TOP CLEAN TREND® WAVE FOR NORMAL LOAD



The WAVE insert is made of 100% polyamide and is suitable for entrance areas with both normal and heavy foot traffic. The insert's brushing properties are combined with moisture absorption, making it the ideal choice for Zone 1 outdoor areas. And because the insert doesn't use any PVC or plasticisers, it is an environmentally friendly and sustainable solution. Dimensionally stable and featuring sound insulation, Top Clean TREND® is rollable and easy to clean. This Top Clean TREND® system is available in any width and length, with special shapes available at an additional cost.

<b>Aluminium Profile</b>	Warp resistant aluminium profile (alloy EN AW 6060, wall thickness up to 1.5 mm) for fully supported installation.
<b>Upper</b>	UV-resistant, heavy-duty WAVE insert (100% polyamide), slip-resistant properties R 12 conforming to <b>DIN 51130</b> (German Industrial Standard).
<b>Underside</b>	Base of the mat is mechanically fitted with rubber inserts for anti-slip and noise reduction.
<b>Connection</b>	Stainless steel wire rope V2A Ø 2 mm for 12 and 17 mm mat height, Coated galvanised wire rope for 22 mm mat height.
<b>Lock</b>	Special threaded nipple with stainless steel screw (rust-proof).
<b>Profile Spacing</b>	5 mm. Profile spacing optional also in 3 mm for automatic door systems conforming to <b>DIN 18650</b> . Flexible spacers made of rubber.
<b>Profile Colours</b>	Natural aluminium. Profile can be supplied powder-coated to any RAL colour (for an extra charge).

PREMIUM OUTSIDE

**Colour**



012 Anthracite

Due to technical limitations colours are only approximate.

Top Clean TREND® WAVE with WAVE insert

- For outdoor use
- Accessible
- Recyclable
- Rust-proof

All profiles feature highly effective impact sound insulation!



## TOP CLEAN TREND® XL FOR LARGE AREAS

Tailor-made solutions for spacious, architecturally ambitious entrance areas. 37 mm rubber profiles with anti-slip features and brush cassettes collect dirt efficiently and provide walking comfort on the mats. Adding scraper bars to your customized solution further increases the cleaning performance. Also available with brush strips. All mats are non-corrosive, sound-absorbing, dimensionally stable, rollable and easy to clean. Available in any width and length. Special shapes at extra charge.

<b>Aluminium Profile</b>	Warp resistant aluminium profile (alloy EN AW 6060, wall thickness up to 1.5 mm) for fully supported installation.
<b>Upper/ Combinations</b>	You may choose between various installation options or even combine several options: <ul style="list-style-type: none"> <li>• Anti-slip Grooved Rubber (EPDM), with lengthwise and crosswise grooves, heavy-duty and UV-resistant conforming to <b>DIN 7863</b> (German Industrial Standard). Fire behaviour Cfl-s1 conforming <b>DIN EN 13501-1</b> (German Industrial Standard).</li> <li>• Brush Strips made of robust polyamide 6.</li> <li>• Cassette Brush made of robust, heavy-duty polyamide 6, slip-resistant properties R 13 conforming to <b>DIN 51130</b> (German Industrial Standard).</li> </ul>
<b>Underside</b>	Base of the mat is mechanically fitted with rubber inserts for anti-slip and noise reduction.
<b>Connection</b>	Coated galvanised wire rope.
<b>Lock</b>	Special threaded nipple with stainless steel screw (rust-proof).
<b>Profile Spacing</b>	5 mm. Flexible spacers made of rubber.
<b>Profile Colours</b>	Natural aluminium. Profile can be supplied powder-coated to any RAL colour (for an extra charge).

### Cassette Brush



310  
Black

### Grooved Rubber



210  
Black

### Brush Strip



410 Black    420 Grey    430 Blue





# TOP CLEAN TREND® XL POSSIBLE COMBINATIONS

## Top Clean TREND® XL with Grooved Rubber

- For outdoor use
- Accessible
- Recyclable
- Rust-proof

PREMIUM OUTSIDE

## Top Clean TREND® XL with Grooved Rubber and Brush Strip

- For outdoor use
- Accessible
- Recyclable
- Rust-proof

## Top Clean TREND® XL with Grooved Rubber and Cassette Brush

- For outdoor use
- Recyclable
- Rust-proof

## Top Clean TREND® XL with Cassette Brush

- For outdoor use
- Recyclable
- Rust-proof

All profiles feature highly effective impact sound insulation!






## TOP CLEAN NOVA XL FOR LARGE AREAS

Suitable for a range of extreme-duty exterior applications, the extra-wide grooved rubber profiles provide an efficient cleaning solution for outdoor areas (zone 1), removing dirt before it enters the building. The combination of three alternating brush-strip profiles further enhances the cleaning effect, effectively removing foot-borne dirt such as sand and grit. Manufactured to any required width and length, all our Top Clean aluminium entrance matting systems feature an open structure that allows dirt and moisture to fall into the matwell recess, preventing further contamination inside the building. Sound-absorbing, dimensionally stable, rollable, and easy to clean. Special shapes can be produced to order at an additional cost.


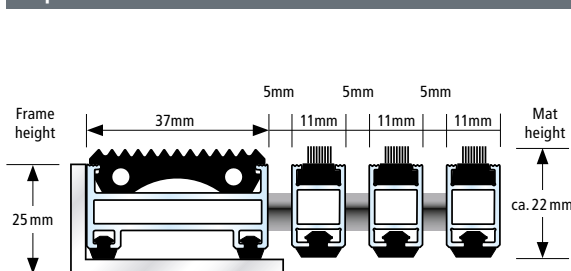
<b>Aluminium Profile</b>	Warp resistant aluminium profile (alloy EN AW 6060, wall thickness up to 1.5 mm) for fully supported installation.
<b>Upper/Combinations</b>	<ul style="list-style-type: none"> <li>• Anti-slip Grooved Rubber (EPDM), with lengthwise and crosswise grooves, heavy-duty and UV-resistant conforming to <b>DIN 7863</b> (German Industrial Standard). Fire behaviour Cfl-s1 conforming <b>DIN EN 13501-1</b> (German Industrial Standard).</li> <li>• Brush Strips made of robust polyamide 6.</li> </ul>
<b>Underside</b>	Base of the mat is mechanically fitted with rubber inserts for anti-slip and noise reduction.
<b>Connection</b>	Coated galvanised wire rope.
<b>Lock</b>	Special threaded nipple with stainless steel screw (rust-proof).
<b>Profile Spacing</b>	5 mm. Flexible spacers made of rubber.
<b>Profile Colours</b>	Natural aluminium. Profile can be supplied powder-coated to any RAL colour (for an extra charge).

### Grooved Rubber

### Brush Strip



### Top Clean NOVA XL with Grooved Rubber and 3x Brush Strip



- For outdoor use
- Recyclable
- Rust-proof

All profiles feature highly effective impact sound insulation!






# TOP CLEAN BRUSH BRUSH STRIP

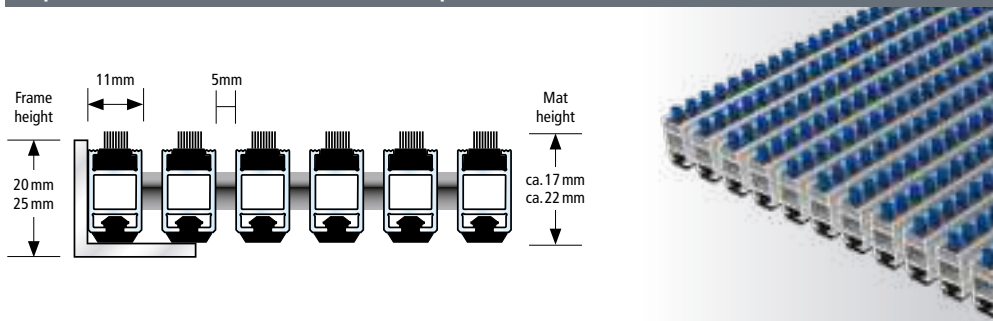
Design and Impressive Functionality in One System. Winner of the 2016 German Design Award. Top Clean BRUSH has slim aluminium profiles for effective dirt collection. Brush strips are included for maximum cleaning power, even in areas where shoes with heavy sole profiles are used. We recommend this version in particular for use in winter sports areas and sports venues. Top Clean BRUSH features sound insulation and is dimensionally stable, rollable and easy to clean. This Top Clean system is available in any width and length; special shapes are available at an extra charge.



<b>Aluminium Profile</b>	Warp resistant aluminium profile (alloy EN AW 6060, wall thickness up to 1,1 mm) for fully supported installation.
<b>Upper</b>	Brush Strips made of robust polyamide 6.
<b>Underside</b>	Base of the mat is mechanically fitted with rubber inserts for slip resistance and noise reduction.
<b>Connection</b>	Stainless steel wire rope V2A Ø 2 mm for 17 mm mat height, coated galvanised wire rope for 22 mm mat height.
<b>Lock</b>	Special threaded nipple with stainless steel screw (rust-proof).
<b>Profile Spacing</b>	5 mm. Flexible spacers made of rubber.
<b>Profile Colours</b>	Natural aluminium. Profile can be supplied powder-coated to any RAL colour (for an extra charge).

### Brush Strip



### Top Clean BRUSH with Brush Strip



-  For outdoor use
-  Recyclable

All profiles feature highly effective impact sound insulation!






## TOP CLEAN STABIL FOR HEAVY USAGE


Extreme load – this entrance matting system with a strong cleaning performance has an enormous load capacity, even with only 12 mm profile height. Profiles are dimensionally stable and extremely durable. We recommend this system for entrance areas with high traffic. Suitable for lift trucks and transport trolleys. Rubber profiles alternating with cassette brushes and scraper bars provide optimal protection against dirt and moisture. Sound-absorbing, dimensionally stable, rollable and easy to clean. Available in any width and length. Special shapes at extra charge.

<b>Aluminium Profile</b>	Warp resistant aluminium profile (alloy EN AW 6060, wall thickness up to 2.5 mm) for fully supported and self-supporting installation (substructure on site, maximum distance between supports 300 mm).
<b>Upper / Combinations</b>	You may choose between various installation options or even combine several options: <ul style="list-style-type: none"> <li>• Anti-slip Grooved Rubber (EPDM), with lengthwise and crosswise grooves, heavy-duty and UV-resistant conforming to <b>DIN 7863</b> (German Industrial Standard), fire behaviour for mat heights 12 mm and 17 mm = Bfl-s1, for mat height 22 mm = Cfl-s1 conforming <b>DIN EN 13501-1</b> (German Industrial Standard).</li> <li>• Cassette Brush made of robust, heavy-duty polyamide 6, slip-resistant properties R 13 conforming to <b>DIN 51130</b> (German Industrial Standard).</li> </ul>
<b>Underside</b>	Base of the mat is mechanically fitted with rubber inserts for anti-slip and noise reduction.
<b>Connection</b>	"Stainless steel wire rope V2A Ø 2 mm for 12 and 17 mm mat height, Stainless steel wire rope V2A Ø 3 for 22 mm mat height"
<b>Lock</b>	Special threaded nipple with stainless steel screw (rust-proof).
<b>Profile Spacing</b>	5 mm. Profile spacing optional also in 3 mm for automatic door systems conforming to <b>DIN 18650</b> . Flexible spacers made of rubber.
<b>Profile Colours</b>	Natural aluminium. Profile can be supplied powder-coated to any RAL colour (for an extra charge).

### Cassette Brush




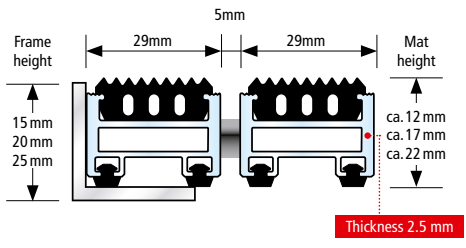
### Grooved Rubber





# TOP CLEAN STABIL POSSIBLE COMBINATIONS


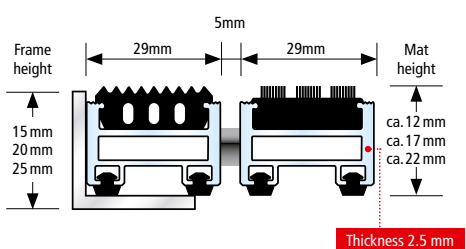
## Top Clean STABIL with Grooved Rubber



- For outdoor use
- Accessible
- Accessible with hand lift truck
- Recyclable
- Rust-proof


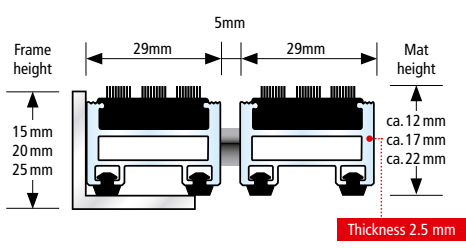
PREMIUM OUTSIDE

## Top Clean STABIL with Grooved Rubber and Cassette Brush



- For outdoor use
- Accessible with hand lift truck
- Recyclable
- Rust-proof

## Top Clean STABIL with Cassette Brush



- For outdoor use
- Accessible with hand lift truck
- Recyclable
- Rust-proof

All profiles feature highly effective impact sound insulation!




## TOP CLEAN STABIL SCRUB FOR HEAVY USAGE



This variant is the heavy-duty version of Top Clean TREND®. The STABIL variant is predestined for use in entrance areas with heavy traffic and load. Suitable for lift trucks and transport trolleys. We recommend this dirt- and moisture-absorbing SCRUB insert for outside areas. Sound-absorbing, dimensionally stable, rollable and easy to clean. Available in any width and length. Special shapes at extra charge.

<b>Aluminium Profile</b>	Warp resistant aluminium profile (alloy EN AW 6060, wall thickness up to 2.5 mm) for fully supported and self-supporting installation (substructure on site, maximum distance between supports 300 mm).
<b>Upper</b>	UV-resistant, heavy-duty SCRUB insert with scratch effect (100% polypropylene); slip-resistant properties R 12 conforming to <b>DIN 51130</b> (German Industrial Standard).
<b>Underside</b>	Base of the mat is mechanically fitted with rubber inserts for anti-slip and noise reduction.
<b>Connection</b>	Stainless steel wire rope V2A Ø 2 mm.
<b>Lock</b>	Special threaded nipple with stainless steel screw (rust-proof).
<b>Profile Spacing</b>	5 mm. Profile spacing optional also in 3 mm for automatic door systems conforming to <b>DIN 18650</b> . Flexible spacers made of rubber.
<b>Profile Colours</b>	Natural aluminium. Profile can be supplied powder-coated to any RAL colour (for an extra charge).

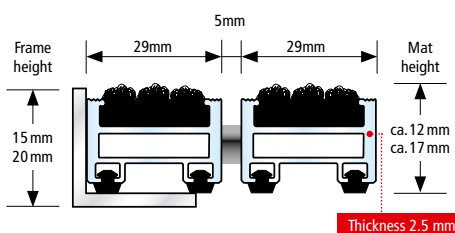
### Colour



022  
Dark Grey

Due to technical limitations colours are only approximate.

### Top Clean STABIL SCRUB with SCRUB insert



- For outdoor use
- Accessible
- Accessible with hand lift truck
- Recyclable
- Rust-proof

All profiles feature highly effective impact sound insulation!





# TOP CLEAN STABIL WAVE FOR HEAVY USAGE

**POWERCLEAN®**

This multi-variant STABIL cleaning system is the heavy-duty version of Top Clean TREND® and is designed for use in entrance areas with heavy traffic and load. Suitable for lift trucks and trolleys. Made of 100% polyamide, the WAVE insert is suitable for entrances with both normal and heavy foot traffic and is particularly effective against fine dirt. The high twist of the yarn creates a pebble-like structure and provides highly effective cleaning. Because the WAVE insert doesn't use any PVC or plasticisers, it is an environmentally friendly and sustainable solution. Combining brushing properties with moisture absorption, the WAVE insert is perfect for covered outdoor areas. Sound-absorbing, dimensionally stable, rollable and easy to clean, WAVE inserts are available in any width and length. Special shapes are available at an additional cost.

<b>Aluminium Profile</b>	Warp resistant aluminium profile (alloy EN AW 6060, wall thickness up to 2.5 mm) for fully supported and self-supporting installation (substructure on site, maximum distance between supports 300 mm).
<b>Upper</b>	UV-resistant, heavy-duty WAVE insert (100% polyamide), slip-resistant properties R 12 conforming to <b>DIN 51130</b> (German Industrial Standard).
<b>Underside</b>	Base of the mat is mechanically fitted with rubber inserts for anti-slip and noise reduction.
<b>Connection</b>	Stainless steel wire rope V2A Ø 2 mm.
<b>Lock</b>	Special threaded nipple with stainless steel screw (rust-proof).
<b>Profile Spacing</b>	5 mm. Profile spacing optional also in 3 mm for automatic door systems conforming to <b>DIN 18650</b> . Flexible spacers made of rubber.
<b>Profile Colours</b>	Natural aluminium. Profile can be supplied powder-coated to any RAL colour (for an extra charge).

PREMIUM OUTSIDE

**Colour**



012 Anthracite

Due to technical limitations colours are only approximate.

**Top Clean STABIL WAVE with WAVE insert**

- For outdoor use
- Accessible
- Accessible with hand lift truck
- Recyclable
- Rust-proof

All profiles feature highly effective impact sound insulation!



## TOP CLEAN STABIL XL FOR HEAVY USAGE AND LARGE AREAS

This Top Clean version provides superior load capacity and reliable protection against dirt and moisture for architecturally ambitious entrance areas. The 39 mm profiles are ideally suited for large areas. Thanks to its high load capacity, this system is an efficient, durable solution. The rubber and brush profiles as well as the scraper bars used feature anti-slip properties. Sound-absorbing, dimensionally stable, rollable and easy to clean. Available in any width and length. Special shapes at extra charge.

<b>Aluminium Profile</b>	Warp resistant aluminium profile (alloy EN AW 6060, wall thickness up to 2.5 mm) for fully supported and self-supporting installation (substructure on site, maximum distance between supports 300 mm).
<b>Upper / Combinations</b>	You may choose between various installation options or even combine several options: <ul style="list-style-type: none"><li>• Anti-slip Grooved Rubber (EPDM), with lengthwise and crosswise grooves, heavy-duty and UV-resistant conforming to <b>DIN 7863</b> (German Industrial Standard). Fire behaviour Cfl-s1 conforming <b>DIN EN 13501-1</b> (German Industrial Standard).</li><li>• Cassette Brush made of robust, heavy-duty polyamide 6, slip-resistant properties R 13 conforming to <b>DIN 51130</b> (German Industrial Standard).</li></ul>
<b>Underside</b>	Base of the mat is mechanically fitted with rubber inserts for anti-slip and noise reduction.
<b>Connection</b>	Stainless steel wire rope V2A Ø 3 for 22 and 27 mm mat height.
<b>Lock</b>	Special threaded nipple with stainless steel screws (rust-proof).
<b>Profile Spacing</b>	5 mm. Flexible spacers made of rubber.
<b>Profile Colours</b>	Natural aluminium. Profile can be supplied powder-coated to any RAL colour (for an extra charge).

Cassette Brush



310  
Black

Grooved Rubber

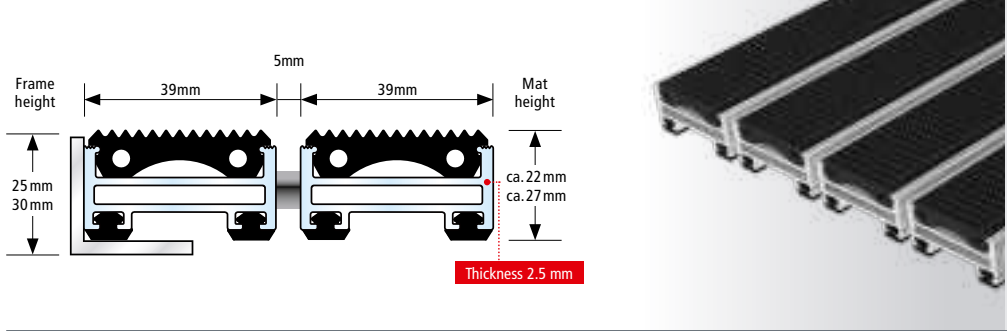


210  
Black



# TOP CLEAN STABIL XL POSSIBLE COMBINATIONS

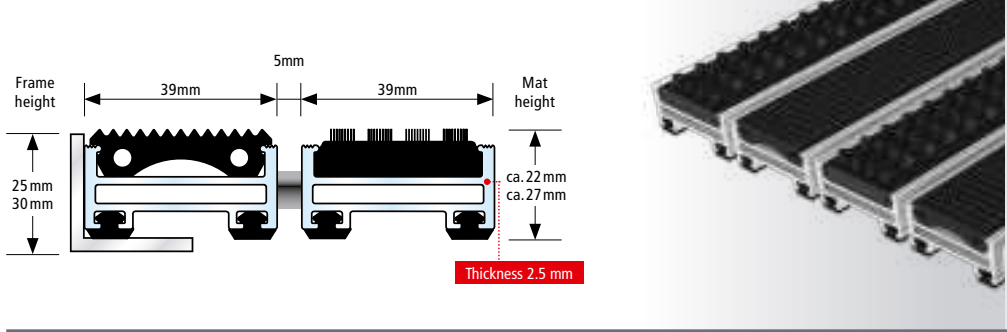
## Top Clean STABIL XL with Grooved Rubber



- For outdoor use
- Accessible
- Accessible with hand lift truck
- Recyclable
- Rust-proof

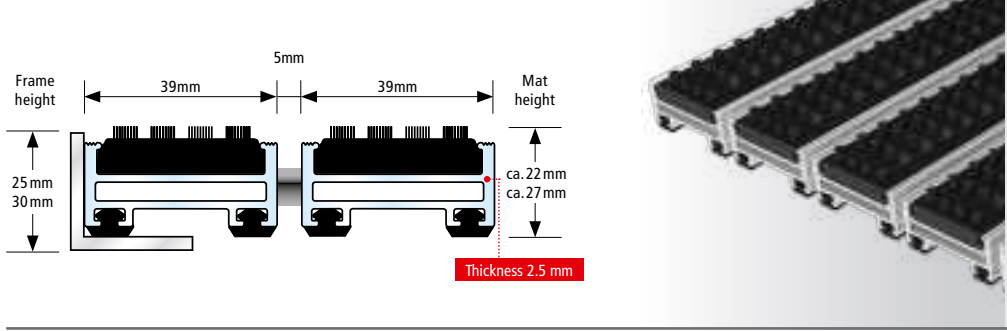
PREMIUM OUTSIDE

## Top Clean STABIL XL with Grooved Rubber and Cassette Brush



- For outdoor use
- Accessible with hand lift truck
- Recyclable
- Rust-proof

## Top Clean STABIL XL with Cassette Brush



- For outdoor use
- Accessible with hand lift truck
- Recyclable
- Rust-proof

All profiles feature highly effective impact sound insulation!



## TOP CLEAN OBJEKT FOR EXTREME HEAVY LOAD

In-depth performance tests have confirmed the outstanding load capacity of the Top Clean OBJEKT version with 40 mm profiles. Suitable for any type of transport trolley. This version has been developed for areas with extremely high pedestrian traffic. We recommend Top Clean OBJEKT for the outside areas of shopping malls, airports, and stations. The robust cassette brushes for efficient, long-term dirt collection and moisture stop. Alternating rubber profiles are applied to further increase the cleaning performance.

<b>Aluminium Profile</b>	Warp resistant aluminium profile (alloy EN AW 6060, wall thickness up to 3.0 mm) for fully supported and self-supporting installation (substructure on site, maximum distance between supports 300 mm).
<b>Upper / Combinations</b>	You may choose between various installation options or even combine several options: <ul style="list-style-type: none"> <li>• Anti-slip Grooved Rubber (EPDM), with lengthwise and crosswise grooves, heavy-duty and UV-resistant conforming to <b>DIN 7863</b> (German Industrial Standard). Fire behaviour Cfl-s1 conforming <b>DIN EN 13501-1</b> (German Industrial Standard).</li> <li>• Cassette Brush made of robust, heavy-duty polyamide 6, slip-resistant properties R 13 conforming to <b>DIN 51130</b> (German Industrial Standard).</li> </ul>
<b>Underside</b>	Base of the mat is mechanically fitted with rubber inserts for anti-slip and noise reduction.
<b>Connection</b>	Stainless steel wire rope V2A Ø 3 mm.
<b>Lock</b>	Special threaded nipple with stainless steel screw (rust-proof).
<b>Profile Spacing</b>	5 mm. Flexible spacers made of rubber.
<b>Profile Colours</b>	Natural aluminium. Profile can be supplied powder-coated to any RAL colour (for an extra charge).

### Cassette Brush

### Grooved Rubber



310  
Black



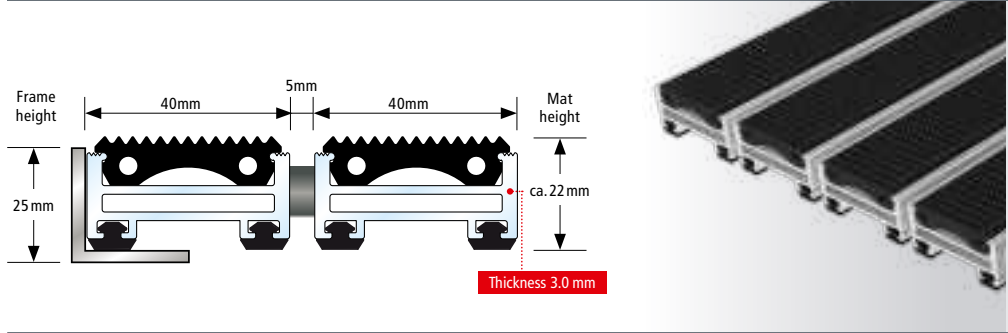
210  
Black





# TOP CLEAN OBJEKT POSSIBLE COMBINATIONS

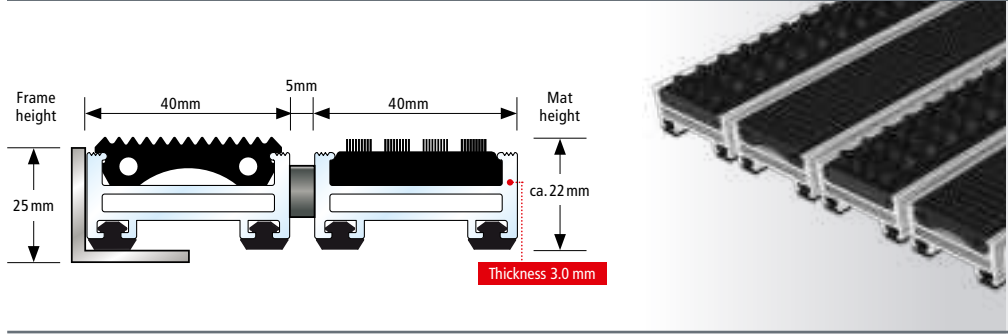
## Top Clean OBJEKT with Grooved Rubber



- For outdoor use
- Accessible
- Accessible with hand lift truck
- Accessible with forklift truck
- Recyclable
- Rust-proof

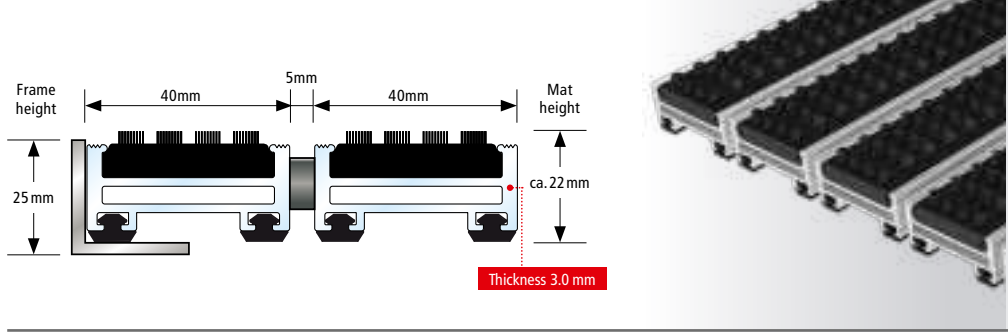
PREMIUM OUTSIDE

## Top Clean OBJEKT with Grooved Rubber and Cassette Brush



- For outdoor use
- Accessible with hand lift truck
- Accessible with forklift truck
- Recyclable
- Rust-proof

## Top Clean OBJEKT with Cassette Brush



- For outdoor use
- Accessible with hand lift truck
- Accessible with forklift truck
- Recyclable
- Rust-proof

All profiles feature highly effective impact sound insulation!




## TOP CLEAN HIGH FOR EXTREME USAGE AND HEAVY LOAD

Thanks to 2.5 mm of wall thickness, the 42 mm profiles in this Top Clean variant are ideally suited for areas with heavy traffic. We recommend this system for entrance areas with a frequency of more than 5,000 crossings per day. Robust material characteristics make the durable Top Clean HIGH profile system a particularly economic solution. Cassette brushes and rubber profiles provide highly effective dirt collection. Sound-absorbing, dimensionally stable, rollable and easy to clean. Available in any width and length. Special shapes at extra charge.

<b>Aluminium Profile</b>	Warp resistant aluminium profile (alloy EN AW 6063, wall thickness up to 2.5 mm) for fully supported and self-supporting installation (substructure on site, maximum distance between supports 300 mm).
<b>Upper / Combinations</b>	You may choose between various installation options or even combine several options: <ul style="list-style-type: none"> <li>• Anti-slip Grooved Rubber (EPDM), with lengthwise and crosswise grooves, heavy-duty and UV-resistant conforming to <a href="#">DIN 7863</a> (German Industrial Standard). Fire behaviour Cfl-s1 conforming <a href="#">DIN EN 13501-1</a> (German Industrial Standard).</li> <li>• Cassette Brush made of robust, heavy-duty polyamide 6, slip-resistant properties R 13 conforming to <a href="#">DIN 51130</a> (German Industrial Standard).</li> </ul>
<b>Underside</b>	Slip resistance and noise reduction achieved by bonded PE-foam.
<b>Connection</b>	Stainless steel wire rope V2A Ø 3 mm.
<b>Lock</b>	Special threaded nipple with stainless steel screw (rust-proof).
<b>Profile Spacing</b>	5 mm. Flexible spacers made of rubber.
<b>Profile Colours</b>	Natural aluminium. Profile can be supplied powder-coated to any RAL colour (for an extra charge).

### Cassette Brush



320  
Grey

310  
Black

### Grooved Rubber



210  
Black



# TOP CLEAN HIGH POSSIBLE COMBINATIONS

**Top Clean HIGH with Grooved Rubber**

- For outdoor use
- Accessible
- Accessible with hand lift truck
- Accessible with forklift truck
- Recyclable
- Rust-proof

**Top Clean HIGH with Grooved Rubber and Cassette Brush**

- For outdoor use
- Accessible with hand lift truck
- Accessible with forklift truck
- Recyclable
- Rust-proof

**Top Clean HIGH with Cassette Brush**

- For outdoor use
- Accessible with hand lift truck
- Accessible with forklift truck
- Recyclable
- Rust-proof

All profiles feature highly effective impact sound insulation!

PREMIUM OUTSIDE





## TOP CLEAN LIGHT XL FOR INSTALLATION WITH LOW INSTALLATION HEIGHT

This Top Clean version is particularly suitable for installation without mat frames because the mats have approximately the height of floor tiles. Top Clean LIGHT XL has been designed for use in outdoor areas with normal foot traffic. The robust ribbed carpet has a high cleaning power. Top Clean LIGHT XL features extra sound insulation due to the complete solid rubber profile underside. It has permanent, lifelong dimensions, is rollable and easy to clean. This version is only provided in a rectangular shape; no special shapes are available.


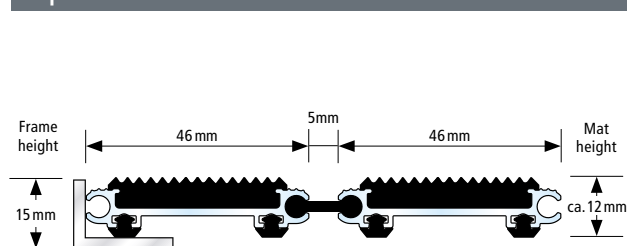
<b>Aluminium Profile</b>	Warp resistant aluminium profile (alloy EN AW 6060) for fully supported installation.
<b>Upper</b>	Anti-slip Grooved Rubber (EPDM), with lengthwise and crosswise grooves, heavy-duty and UV-resistant conforming to <b>DIN 7863</b> (German Industrial Standard). Fire behaviour Bfl-s1 conforming <b>DIN EN 13501-1</b> (German Industrial Standard).
<b>Underneath</b>	Base of the mat is mechanically fitted with rubber inserts for anti-slip and noise reduction.
<b>Connection</b>	Flexible, pierced connection profile.
<b>Profile Spacing</b>	5 mm
<b>Colours Compensation Profile</b>	Black or Grey.
<b>Dimensions</b>	When laying the mat inside of an existing mat frame, the front to back dimension is reached using a compensation profile (grey or black) when needed. When laying freely, the walking direction is an approximate measure (a little smaller or larger). Only rectangular mats are available for Top Clean LIGHT; no gaps, curves or diagonal cuttings.
<b>Profile Colours</b>	Natural aluminium. Profile can be supplied powder-coated to any RAL colour (for an extra charge).
<b>Anodised Colour</b>	Black, other colours possible (at extra charge).

### Grooved Rubber



210  
Black

### Top Clean LIGHT XL with Grooved Rubber



- For outdoor use
- Recyclable
- Rust-proof

All profiles feature highly effective impact sound insulation!





# STANDARD ALUPROFILE MATS INSIDE AREAS


- 70 Mat Heights · Inserts / Additional Profiles · Areas of Use
- 71 Mat Heights · Load
- 72 Connectors for Multi-Part Mats

## NORMAL TRAFFIC

- 73 Top Clean CLASSIC XL PULSE for normal Load
- 74 Top Clean CLASSIC XL for Large Areas
- 76 Top Clean CLASSIC for normal Load
- 78 Top Clean CLASSIC SCRUB for normal Load
- 79 Top Clean CLASSIC PULSE for normal Load

## HIGH TRAFFIC | HEAVY - EXTREME USAGE

- 80 Top Clean ROBUST for Heavy Usage
- 82 Top Clean ROBUST SCRUB for Heavy Usage
- 83 Top Clean ROBUST PULSE for Heavy Usage

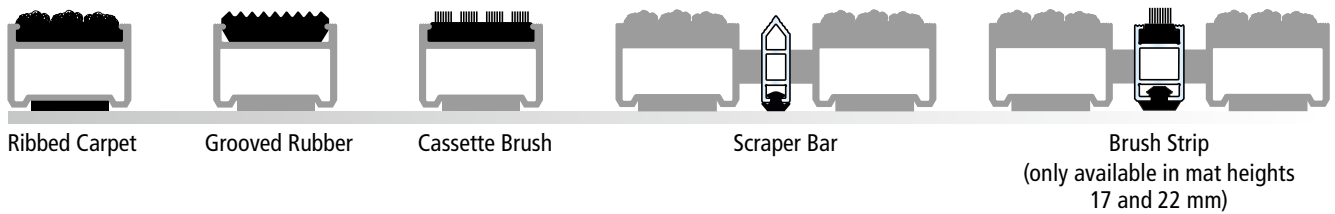




## MAT HEIGHTS



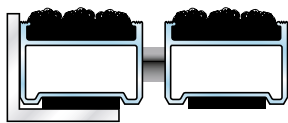
## INSERTS / ADDITIONAL PROFILES



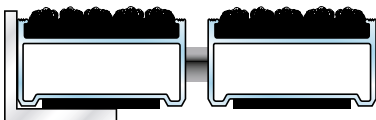
## AREAS OF USE

### Standard

For use in entrance areas with normal pedestrian traffic.



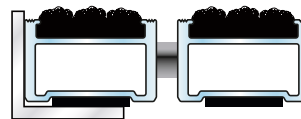
Top Clean CLASSIC



Top Clean CLASSIC XL

### Heavy load

For use in entrance areas with heavy pedestrian traffic. Suitable for shopping trolleys in supermarkets or luggage trolleys in airports.



Top Clean ROBUST





## MAT HEIGHTS · LOAD

STANDARD Entrance Matting System	Mat height	Traffic <sup>1)</sup>	Permissible static load per 100 cm <sup>2</sup> of area		Load per wheel
			mat laid supported	mat laid self-supporting <sup>2)</sup>	
Top Clean CLASSIC	ca. 10 mm	normal	6.000 kg	–	250 kg
Top Clean CLASSIC XL	ca. 10 mm	normal	6.000 kg	–	250 kg
Top Clean ROBUST	ca. 10 mm	strong	8.000 kg	–	350 kg
Top Clean CLASSIC	ca. 17 mm	medium	5.000 kg	200 kg	250 kg
Top Clean ROBUST	ca. 17 mm	strong	8.000 kg	250 kg	350 kg
Top Clean CLASSIC	ca. 22 mm	medium	5.000 kg	300 kg	300 kg
Top Clean CLASSIC XL	ca. 22 mm	medium	5.000 kg	300 kg	250 kg
Top Clean ROBUST	ca. 22 mm	strong	8.000 kg	550 kg	450 kg
Top Clean CLASSIC	ca. 27 mm	medium	5.000 kg	300 kg	300 kg

1) Normal = up to 2,800 footfalls per day; heavy load = above 2,800; extremely heavy load = above 5,100.

2) Maximum distance between supports: 300 mm (carrying capacity has to be tested for safety when dirt collecting trays are installed).

3) Trafficability of mats with brush cassettes and scraper bars is limited. Avoid accelerating, braking, and manoeuvring on the mats!

## TRAFFIC

STANDARD Entrance Matting System	Mat height	A fully supported mat is suitable to drive over with permissible dynamic load <sup>3)</sup> :					
		wheel-chair	luggage trolley	shopping-trolley	transport-trolley	lift truck	car
Top Clean CLASSIC	ca. 10 mm	■	■	■	■		
Top Clean CLASSIC XL	ca. 10 mm	■	■	■	■		
Top Clean ROBUST	ca. 10 mm	■	■	■	■		
Top Clean CLASSIC	ca. 17 mm	■	■	■	■		
Top Clean ROBUST	ca. 17 mm	■	■	■	■	■	
Top Clean CLASSIC	ca. 22 mm	■	■	■	■	■	
Top Clean CLASSIC XL	ca. 22 mm	■	■	■	■	■	
Top Clean ROBUST	ca. 22 mm	■	■	■	■	■	■
Top Clean CLASSIC	ca. 27 mm	■	■	■	■	■	■

**Performance test at Bielefeld University of Applied Sciences:** The dynamic performance tests were executed at the independent Bielefeld University of Applied Sciences. The tests examined the performance of our aluminium mats by exposing them to different pressure ranges and driving over them with lift trucks.

**Performance test at the Department of Civil Engineering at Munich University of Applied Sciences:** Dabel A testing machine with a capacity of 100 t examined the static capacity of our mats with a 10x10 cm (=100 cm<sup>2</sup>) pressure hull. The test laboratory at Munich University has been approved by the German Center of Competence in Civil Engineering (DIBt).

STANDARD INSIDE





## CONNECTORS FOR MULTI-PART MATS

When installing multi-part mats, single segments are connected via high-quality V2A steel sheet connectors. Our premium-class entrance mats are easy to install or dismantle thanks to this simple, proven connection method that prevents gaps between the mat parts.

### STANDARD ENTRANCE MATTING SYSTEMS

For profile length divisions, the connectors are fixed at several points along the joint and hooked into precisely matching holes on the opposite side during assembly. This ensures all aluminium profiles remain perfectly aligned and cannot shift. When walking on the mat, the joints between the profiles are barely noticeable.

The connectors are supplied loose for divisions in the walking direction. In addition, black spacers ensure the correct distance between the profiles. As a result, joints in the walking direction are practically invisible when crossing the mat. Thanks to our high-quality connection system, even large entrance mats give the impression of being made from a single piece.

**Connectors in profile length are permanently attached in the factory. Walking direction connectors are supplied loose.**

connectors for profile length



connectors for walking direction





# TOP CLEAN CLASSIC XL PULSE FOR NORMAL USAGE



Continuously enhancing the Top Clean CLASSIC series, we now provide this version with broad aluminium profiles. Recommended for large, architecturally striking entrance areas. The PULSE insert is made of 100% polyamide and is suitable for medium-sized and large entrance areas with normal and heavy footfall. The high twist of the yarn creates a pebble-like structure that ensures a high cleaning effect. And because the PULSE insert contains no PVC or plasticisers, it is an environmentally friendly and sustainable solution. Used indoors and in covered outdoor areas, it reliably stops dirt and absorbs moisture. Top Clean CLASSIC XL is customised, rollable and easy to clean. This top-performance system is available in any width and depth; special shapes are available at extra cost.

<b>Aluminium Profile</b>	Warp resistant aluminium profile (alloy EN AW 6063, wall thickness up to 1.2 mm) for fully supported installation.
<b>Upper / Combinations</b>	UV-resistant, heavy-duty PULSE insert (100% polyamide), slip-resistant properties R 13 conforming to <b>DIN 51130</b> (German Industrial Standard).
<b>Underside</b>	Slip resistance and noise reduction achieved by bonded PE-foam.
<b>Connection</b>	Stainless steel wire rope V2A Ø 2 mm.
<b>Lock</b>	Special threaded nipple with stainless steel screw (rust-proof).
<b>Profile Spacing</b>	5 mm. Flexible spacers made of rubber.
<b>Profile Colours</b>	Natural aluminium. Profile can be supplied powder-coated to any RAL colour (for an extra charge).

STANDARD INSIDE

**Colour**



011 Anthracite

Due to technical limitations colours are only approximate.

Top Clean CLASSIC XL PULSE with PULSE insert

- For use indoors or in covered outdoor areas
- Accessible
- Recyclable
- Rust-proof




## TOP CLEAN CLASSIC XL FOR LARGE AREAS

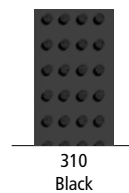
Continuously enhancing the Top Clean CLASSIC series, we now provide this version with broad aluminium profiles. It is recommended for large, architecturally striking entrance areas. PE foam on the aluminium underside ensures optimum noise reduction and provides maximum surface bearing. Top Clean XL features excellent dirt collection thanks to extra-wide ribbed carpet elements. Top Clean CLASSIC XL is made to measure, rollable and easy to clean. This Top Clean CLASSIC XL system is available in any width and depth; special shapes are available at an extra charge.

<b>Aluminium Profile</b>	Warp resistant aluminium profile (alloy EN AW 6063, wall thickness up to 1.2 mm) for fully supported installation.
<b>Upper / Combinations</b>	You may choose between various installation options or even combine several options: <ul style="list-style-type: none"> <li>• Ribbed Carpet: UV-resistant heavy-duty polypropylene, slip-resistant properties R 11 conforming to <a href="#">DIN 51130</a> (German Industrial Standard).</li> <li>• Scraper Bars made of warp resistant aluminium profile.</li> <li>• Brush Strips made of robust polyamide 6.</li> <li>• Cassette Brush made of robust, heavy-duty polyamide 6, slip-resistant properties R 13 conforming to <a href="#">DIN 51130</a> (German Industrial Standard).</li> </ul>
<b>Underside</b>	Slip resistance and noise reduction achieved by bonded PE-foam.
<b>Connection</b>	Stainless steel wire rope V2A Ø 2 mm for 10 mm mat height, Coated galvanised wire rope for 22 mm mat height.
<b>Lock</b>	Special threaded nipple with stainless steel screw (rust-proof).
<b>Profile Spacing</b>	5 mm. Flexible spacers made of rubber.
<b>Profile Colours</b>	Natural aluminium. Profile can be supplied powder-coated to any RAL colour (for an extra charge).


### Ribbed Carpet · further colour options page 24



### Cassette Brush



### Brush Strip




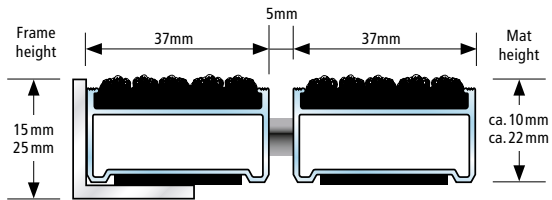
Due to technical limitations colours are only approximate.





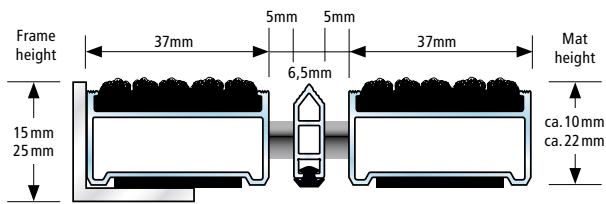
# TOP CLEAN CLASSIC XL POSSIBLE COMBINATIONS

## Top Clean CLASSIC XL with Ribbed Carpet



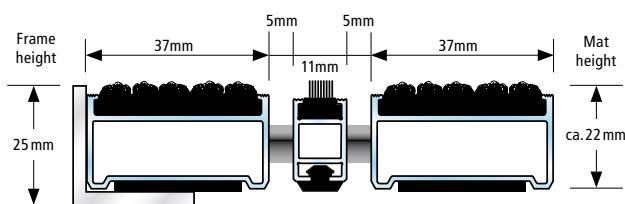
- For use indoors or in covered outdoor areas
- Accessible
- Recyclable
- Rust-proof

## Top Clean CLASSIC XL with Ribbed Carpet and Scraper Bar



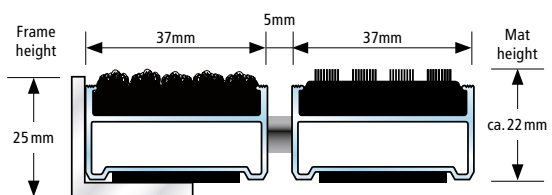
- For use indoors or in covered outdoor areas
- Accessible
- Recyclable
- Rust-proof

## Top Clean CLASSIC XL with Ribbed Carpet and Brush Strip



- For use indoors or in covered outdoor areas
- Accessible
- Recyclable
- Rust-proof

## Top Clean CLASSIC XL with Ribbed Carpet and Cassette Brush



- For use indoors or in covered outdoor areas
- Recyclable
- Rust-proof

STANDARD INSIDE






## TOP CLEAN CLASSIC FOR NORMAL LOAD


If you are looking for a premium-quality entrance mat at a highly attractive price, the Top Clean CLASSIC system might be your first choice. Any combination of scraper bars and brushes within the product range of the TREND series is also available for Top Clean CLASSIC (see right page). PE foam on the aluminium underside ensures optimum noise reduction and provides maximum bearing surface. Available heights are 10/13, 17, 22 and 27 mm. Top Clean CLASSIC is made to measure, rollable and easy to clean. Custom-made versions are available in any width and depth; special shapes are available at an extra charge.

<b>Aluminium Profile</b>	Warp resistant aluminium profile (alloy EN AW 6063, wall thickness up to 1.2 mm) for fully supported installation.
<b>Upper/Combinations</b>	You may choose between various installation options or even combine several options: <ul style="list-style-type: none"> <li>• Ribbed Carpet: UV-resistant heavy-duty polypropylene, slip-resistant properties R 11 conforming to <a href="#">DIN 51130</a> (German Industrial Standard).</li> <li>• Scraper Bars made of warp resistant aluminium profile.</li> <li>• Brush Strips made of robust polyamide 6.</li> <li>• Cassette Brush made of robust, heavy-duty polyamide 6, slip-resistant properties R 13 conforming to <a href="#">DIN 51130</a> (German Industrial Standard).</li> </ul>
<b>Underside</b>	Slip resistance and noise reduction achieved by bonded PE-foam.
<b>Connection</b>	Stainless steel wire rope V2A Ø 2 mm for 10/13 and 17 mm mat height, Coated galvanised wire rope for 22 and 27 mm mat height.
<b>Lock</b>	Special threaded nipple with stainless steel screw (rust-proof).
<b>Profile Spacing</b>	5 mm. Profile spacing optional also in 3 mm for automatic door systems conforming to <a href="#">DIN 18650</a> . Flexible spacers made of rubber.
<b>Profile Colours</b>	Natural aluminium. Profile can be supplied powder-coated to any RAL colour (for an extra charge).


### Ribbed Carpet · further colour options page 24



### Cassette Brush




### Brush Strip



Due to technical limitations colours are only approximate.


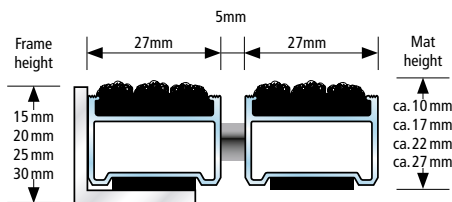
Top Clean CLASSIC 22 mm matting system also available from stock in EV3 Gold Anodised.





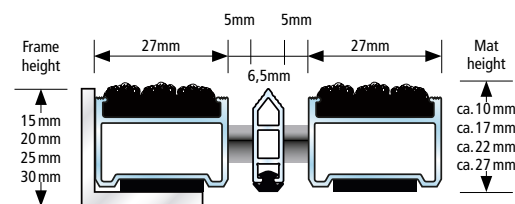
# TOP CLEAN CLASSIC POSSIBLE COMBINATIONS

## Top Clean CLASSIC with Ribbed Carpet



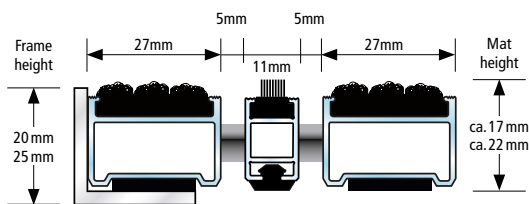
- For use indoors or in covered outdoor areas
- Accessible
- Recyclable

## Top Clean CLASSIC with Ribbed Carpet and Scraper Bar




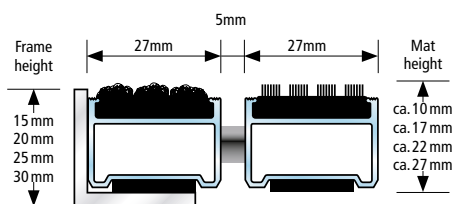
- For use indoors or in covered outdoor areas
- Accessible
- Recyclable
- Rust-proof

## Top Clean CLASSIC with Ribbed Carpet and Brush Strip



- For use indoors or in covered outdoor areas
- Accessible
- Recyclable
- Rust-proof

## Top Clean CLASSIC with Ribbed Carpet and Cassette Brush



- For use indoors or in covered outdoor areas
- Recyclable
- Rust-proof

STANDARD INSIDE



## TOP CLEAN CLASSIC SCRUB FOR NORMAL LOAD



If you are looking for a premium-quality entrance mat at a highly attractive price, the Top Clean CLASSIC system might be your first choice. We recommend this dirt- and moisture-absorbing SCRUB insert for inside as well as outside areas. PE foam on the aluminium underside ensures optimum noise reduction and provides maximum bearing surface. Top Clean CLASSIC is made to measure, rollable and easy to clean. Custom-made versions are available in any width and depth; special shapes are available at an extra charge.

<b>Aluminium Profile</b>	Warp resistant aluminium profile (alloy EN AW 6063, wall thickness up to 1.2 mm) for fully supported installation.
<b>Upper</b>	UV-resistant, heavy-duty SCRUB insert with scratch effect (100% polypropylene); slip-resistant properties R 12 conforming to <b>DIN 51130</b> (German Industrial Standard).
<b>Underside</b>	Base of the mat is mechanically fitted with rubber inserts for anti-slip and noise reduction.
<b>Connection</b>	Stainless steel wire rope V2A Ø 2 mm for 10 and 17 mm mat height, Coated galvanised wire rope for 22 and 27 mm mat height.
<b>Lock</b>	Special threaded nipple with stainless steel screw (rust-proof).
<b>Profile Spacing</b>	5 mm. Profile spacing optional also in 3 mm for automatic door systems conforming to <b>DIN 18650</b> . Flexible spacers made of rubber.
<b>Profile Colours</b>	Natural aluminium. Profile can be supplied powder-coated to any RAL colour (for an extra charge).

### Colour



022  
Dark Grey

Due to technical limitations colours are only approximate.

### Top Clean CLASSIC SCRUB with SCRUB insert

The diagram shows a cross-section of the mat profile. The frame height is indicated on the left as 15 mm, 20 mm, 25 mm, and 30 mm. The mat height is indicated on the right as ca. 10 mm, ca. 17 mm, ca. 22 mm, and ca. 27 mm. The profile spacing is 5 mm, and the mat width is 27 mm. A photograph of the mat profile is shown to the right of the diagram.

- For use indoors or in covered outdoor areas
- Accessible
- Recyclable
- Rust-proof



# TOP CLEAN CLASSIC PULSE FOR NORMAL LOAD



If you are looking for a premium-quality entrance mat at a highly attractive price, the Top Clean CLASSIC system is a great choice. The PULSE inlay, made of 100% polyamide, is suitable for medium- and large-sized entrances with both normal and heavy footfall. The high twist of the yarn creates a pebble-like structure which provides highly effective cleaning. And because the PULSE insert doesn't use any PVC or plasticisers, it is an environmentally friendly and sustainable solution. PE foam on the aluminium underside ensures optimum noise reduction and provides maximum bearing surface. Top Clean CLASSIC is made to measure, rollable and easy to clean. Custom-made versions are available in any width and depth; special shapes are available at an extra cost.

<b>Aluminium Profile</b>	Warp resistant aluminium profile (alloy EN AW 6063, wall thickness up to 1.2 mm) for fully supported installation.
<b>Upper</b>	UV-resistant, heavy-duty PULSE insert (100% polyamide), slip-resistant properties R 13 conforming to <b>DIN 51130</b> (German Industrial Standard).
<b>Underside</b>	Base of the mat is mechanically fitted with rubber inserts for anti-slip and noise reduction.
<b>Connection</b>	Stainless steel wire rope V2A Ø 2 mm for 10 and 17 mm mat height, Coated galvanised wire rope for 22 and 27 mm mat height.
<b>Lock</b>	Special threaded nipple with stainless steel screw (rust-proof).
<b>Profile Spacing</b>	5 mm. Profile spacing optional also in 3 mm for automatic door systems conforming to <b>DIN 18650</b> . Flexible spacers made of rubber.
<b>Profile Colours</b>	Natural aluminium. Profile can be supplied powder-coated to any RAL colour (for an extra charge).

STANDARD INSIDE

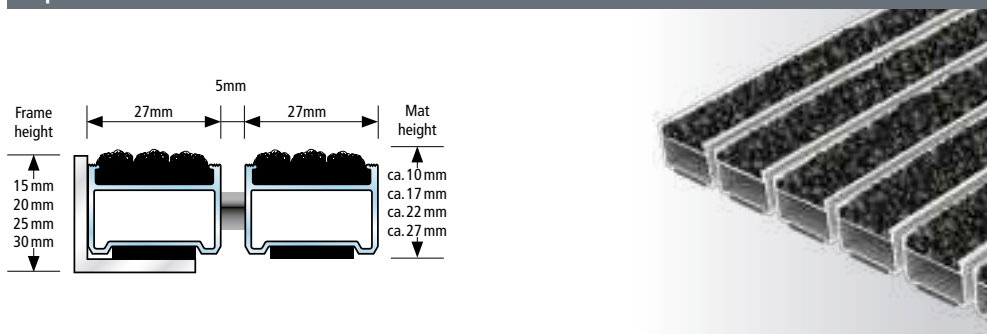
**Colour**



011  
Anthracite

Due to technical limitations colours are only approximate.

## Top Clean CLASSIC PULSE with PULSE insert



- For use indoors or in covered outdoor areas
- Accessible
- Recyclable
- Rust-proof






## TOP CLEAN ROBUST FOR HEAVY USAGE


Extreme load – this entrance matting system with a strong cleaning performance has an enormous load capacity. It is an excellent choice for entrance areas with high traffic. Suitable for lift trucks and transport trolleys. Top Clean ROBUST is sound-absorbing, made-to-measure, rollable and easy to clean. Custom-made versions are available in any width and depth; special shapes are available at an extra charge.

<b>Aluminium Profile</b>	Warp resistant aluminium profile (alloy EN AW 6063, wall thickness up to 2.5 mm) for fully supported and self-supporting installation (substructure on site, maximum distance between supports 300 mm).
<b>Upper/Combinations</b>	<p>You may choose between various installation options or even combine several options:</p> <ul style="list-style-type: none"> <li>• Ribbed Carpet: UV-resistant heavy-duty polypropylene, slip-resistant properties R 11 conforming to <b>DIN 51130</b> (German Industrial Standard).</li> <li>• Anti-slip Grooved Rubber (EPDM), with lengthwise and crosswise grooves, heavy-duty and UV-resistant conforming to <b>DIN 7863</b> (German Industrial Standard), fire behaviour Bfl-s1 conforming <b>DIN EN 13501-1</b> (German Industrial Standard).</li> <li>• Scraper Bars made of warp resistant aluminium profile.</li> <li>• Cassette Brush made of robust, heavy-duty polyamide 6, slip-resistant properties R 13 conforming to <b>DIN 51130</b> (German Industrial Standard).</li> </ul>
<b>Underside</b>	Base of the mat is mechanically fitted with rubber inserts for anti-slip and noise reduction.
<b>Connection</b>	Stainless steel wire rope V2A Ø 2 mm for 10/13 and 17 mm mat height, Stainless steel wire rope V2A Ø 3 for 22 mm mat height
<b>Lock</b>	Special threaded nipple with stainless steel screw (rust-proof).
<b>Profile Spacing</b>	5 mm. Profile spacing optional also in 3 mm for automatic door systems conforming to <b>DIN 18650</b> . Flexible spacers made of rubber.
<b>Profile Colours</b>	Natural aluminium. Profile can be supplied powder-coated to any RAL colour (for an extra charge).


### Ribbed Carpet · further colour options page 24



### Cassette Brush



### Brush Strip




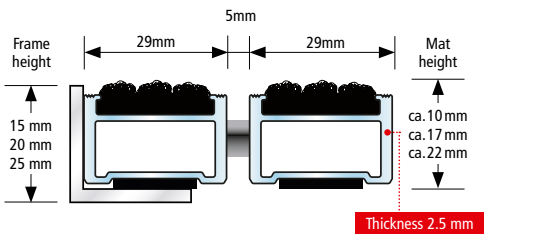
Due to technical limitations colours are only approximate.





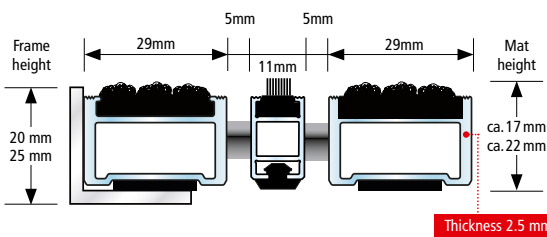
# TOP CLEAN ROBUST POSSIBLE COMBINATIONS

## Top Clean ROBUST with Ribbed Carpet



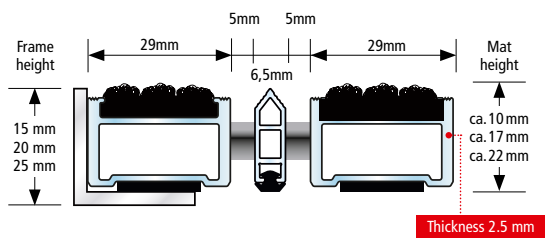
- For use indoors or in covered outdoor areas
- Accessible
- Accessible with hand lift truck
- Recyclable
- Rust-proof

## Top Clean ROBUST with Ribbed Carpet and Grooved Rubber



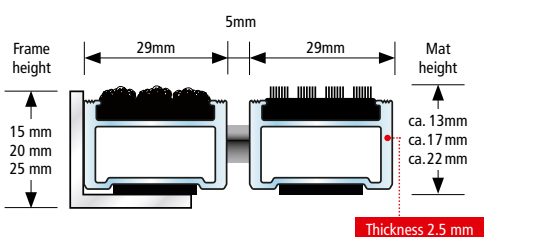
- For use indoors or in covered outdoor areas
- Accessible
- Accessible with hand lift truck
- Recyclable
- Rust-proof

## Top Clean ROBUST with Ribbed Carpet and Scraper Bar



- For use indoors or in covered outdoor areas
- Accessible
- Accessible with hand lift truck
- Recyclable
- Rust-proof

## Top Clean ROBUST with Ribbed Carpet and Cassette Brush



- For use indoors or in covered outdoor areas
- Accessible with hand lift truck
- Recyclable
- Rust-proof

STANDARD INSIDE





## TOP CLEAN ROBUST SCRUB FOR HEAVY USAGE



This variant is the heavy-duty version of Top Clean CLASSIC. Predestined for use in entrance areas with heavy traffic and load. Suitable for lift trucks and transport trolleys. We recommend this dirt- and moisture-absorbing SCRUB insert for inside as well as covered outside areas. Sound-absorbing, dimensionally stable, rollable and easy to clean. Available in any width and length. Special shapes at extra charge.

<b>Aluminium Profile</b>	Warp resistant aluminium profile (alloy EN AW 6063, wall thickness up to 2.5 mm) for fully supported installation.
<b>Upper</b>	UV-resistant, heavy-duty SCRUB insert with scratch effect (100% polypropylene); slip-resistant properties R 12 conforming to <b>DIN 51130</b> (German Industrial Standard).
<b>Underside</b>	Base of the mat is mechanically fitted with rubber inserts for anti-slip and noise reduction.
<b>Connection</b>	Stainless steel wire rope V2A Ø 2 mm for 10 and 17 mm mat height, Coated galvanised wire rope for 22 and 27 mm mat height.
<b>Lock</b>	Special threaded nipple with stainless steel screw (rust-proof).
<b>Profile Spacing</b>	5 mm. Profile spacing optional also in 3 mm for automatic door systems conforming to <b>DIN 18650</b> . Flexible spacers made of rubber.
<b>Profile Colours</b>	Natural aluminium. Profile can be supplied powder-coated to any RAL colour (for an extra charge).

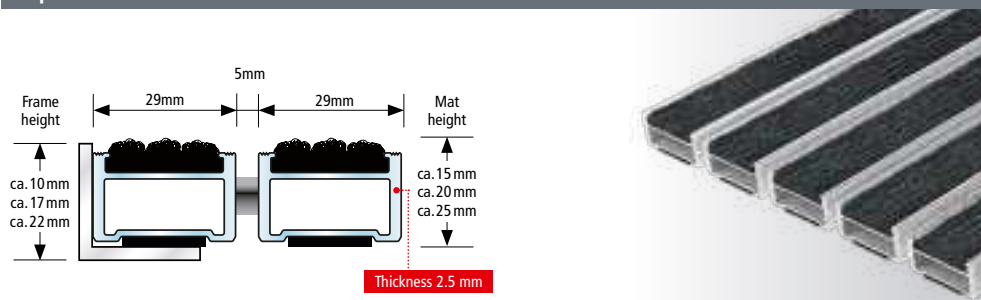
### Colour



022  
Dark Grey

Due to technical limitations colours are only approximate.

### Top Clean ROBUST SCRUB with SCRUB insert



- For use indoors or in covered outdoor areas
- Accessible
- Accessible with hand lift truck
- Recyclable
- Rust-proof



# TOP CLEAN ROBUST PULSE FOR HEAVY USAGE



This multi-variant Top Clean ROBUST cleaning system is the heavy-duty version of Top Clean CLASSIC. The PULSE insert made of 100% polyamide making it the ideal choice for use in entrance areas with heavy traffic and load. Suitable for lift trucks and trolleys. The high twist of the yarn creates a pebble-like structure which provides highly effective cleaning. By avoiding the use of PVC and plasticisers, the PULSE insert is made of 100% polyamide and so is an environmentally friendly and sustainable solution. Used in indoor and covered entrance areas, the PULSE insert is extremely reliable at stopping dirt and absorbing moisture. PE foam on the aluminium underside ensures optimum noise reduction and provides maximum surface bearing. Top Clean ROBUST is made to measure, rollable and easy to clean, with custom-made versions available in any width and depth. Special shapes are available at an extra cost.

<b>Aluminium Profile</b>	"Warp resistant aluminium profile (alloy EN AW 6060, wall thickness up to 2.5 mm) for fully supported and self-supporting installation (substructure on site, maximum distance between supports 300 mm)."
<b>Upper</b>	UV-resistant, heavy-duty PULSE insert (100% polyamide), slip-resistant properties R 13 conforming to <a href="#">DIN 51130</a> (German Industrial Standard).
<b>Underside</b>	Base of the mat is mechanically fitted with rubber inserts for anti-slip and noise reduction.
<b>Connection</b>	Stainless steel wire rope V2A Ø 2 mm for 10 and 17 mm mat height, Coated galvanised wire rope for 22 and 27 mm mat height.
<b>Lock</b>	Special threaded nipple with stainless steel screw (rust-proof).
<b>Profile Spacing</b>	5 mm. Profile spacing optional also in 3 mm for automatic door systems conforming to <a href="#">DIN 18650</a> . Flexible spacers made of rubber.
<b>Profile Colours</b>	Natural aluminium. Profile can be supplied powder-coated to any RAL colour (for an extra charge).

STANDARD INSIDE

**Colour**



011  
Anthracite

Due to technical limitations colours are only approximate.

Top Clean ROBUST PULSE with PULSE insert

- For use indoors or in covered outdoor areas
- Accessible
- Accessible with hand lift truck
- Recyclable
- Rust-proof

Cube A

Cube A





# STANDARD ALUPROFILE MATS OUTSIDE AREAS

## NORMAL TRAFFIC

- 87 Top Clean CLASSIC XL WAVE for normal Load
- 88 Top Clean CLASSIC XL for Large Areas
- 90 Top Clean CLASSIC for normal Load
- 92 Top Clean CLASSIC SCRUB for normal Load
- 93 Top Clean CLASSIC WAVE for normal Load

## HIGH TRAFFIC | HEAVY - EXTREME USAGE

- 94 Top Clean ROBUST for Heavy Usage
- 96 Top Clean ROBUST SCRUB for Heavy Usage
- 97 Top Clean ROBUST WAVE for Heavy Usage

SCRUB Insert

PULSE Insert

WAVE Insert



## TOP CLEAN CLASSIC XL WAVE FOR NORMAL USAGE

**POWERCLEAN<sup>®</sup>**

This Top Clean CLASSIC XL version is the perfect choice if you are looking for a premium-quality entrance mat at an attractive price and is recommended for large, architecturally striking entrance areas. Combining brushing properties with moisture absorption, this version is ideal for Zone 1 outdoor areas. And because the WAVE insert doesn't use any PVC or plasticisers, it is an environmentally friendly and sustainable solution. PE foam on the aluminium underside ensures optimum noise reduction and provides maximum surface bearing. Top Clean CLASSIC XL features excellent dirt collection thanks to its extra-wide WAVE insert elements. Top Clean CLASSIC XL is made to measure, rollable and easy to clean, and the system is available in any width and depth. Special shapes are available at an additional cost.

<b>Aluminium Profile</b>	Warp resistant aluminium profile (alloy EN AW 6063, wall thickness up to 1.2 mm) for fully supported installation.
<b>Upper</b>	UV-resistant, heavy-duty WAVE insert (100% polyamide), slip-resistant properties R 12 conforming to <b>DIN 51130</b> (German Industrial Standard).
<b>Underside</b>	Slip resistance and noise reduction achieved by bonded PE-foam.
<b>Connection</b>	Stainless steel wire rope V2A Ø 2 mm.
<b>Lock</b>	Special threaded nipple with stainless steel screw (rust-proof).
<b>Profile Spacing</b>	5 mm. Flexible spacers made of rubber.
<b>Profile Colours</b>	Natural aluminium. Profile can be supplied powder-coated to any RAL colour (for an extra charge).

### Colour


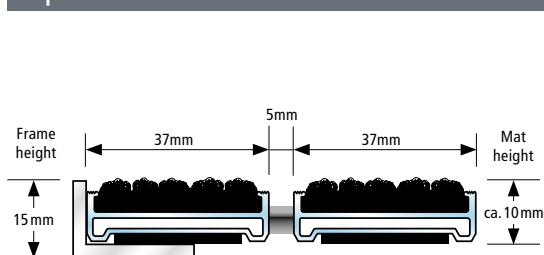


012  
Anthracite

Due to technical limitations colours are only approximate.

STANDARD OUTSIDE

### Top Clean CLASSIC XL WAVE with WAVE insert



-  For outdoor use
-  Accessible
-  Recyclable
-  Rust-proof





## TOP CLEAN CLASSIC XL FOR LARGE AREAS

This Top Clean CLASSIC XL version is your first choice if you are looking for a premium-quality entrance mat at an attractive price. It is recommended for large, architecturally striking entrance areas. PE foam on the aluminium underside ensures optimum noise reduction and provides maximum surface bearing. Top Clean XL features excellent dirt collection thanks to extra-wide ribbed carpet elements. Top Clean CLASSIC XL is made to measure, rollable and easy to clean. This Top Clean CLASSIC XL system is available in any width and depth; special shapes are available at an extra charge.

<b>Aluminium Profile</b>	Warp resistant aluminium profile (alloy EN AW 6063, wall thickness up to 1.2 mm) for fully supported installation.
<b>Upper/ Combinations</b>	You may choose between various installation options or even combine several options: <ul style="list-style-type: none"> <li>• Anti-slip Grooved Rubber (EPDM), with lengthwise and crosswise grooves, heavy-duty and UV-resistant conforming to <b>DIN 7863</b> (German Industrial Standard). Fire behaviour Cfl-s1 conforming <b>DIN EN 13501-1</b> (German Industrial Standard).</li> <li>• Brush Strips made of robust polyamide 6.</li> <li>• Cassette Brush made of robust, heavy-duty polyamide 6, slip-resistant properties R 13 conforming to <b>DIN 51130</b> (German Industrial Standard).</li> </ul>
<b>Underside</b>	Slip resistance and noise reduction achieved by bonded PE-foam.
<b>Connection</b>	Stainless steel wire rope V2A Ø 2 mm for 10 mat height, Coated galvanised wire rope for 22 mm mat height.
<b>Lock</b>	Special threaded nipple with stainless steel screw (rust-proof).
<b>Profile Spacing</b>	5 mm. Flexible spacers made of rubber.
<b>Profile Colours</b>	Natural aluminium. Profile can be supplied powder-coated to any RAL colour (for an extra charge).

### Cassette Brush




310  
Black

### Grooved Rubber



210  
Black

### Brush Strip




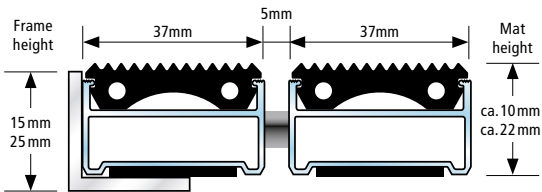
410  
Black      420  
Grey      430  
22 mm  
Blue






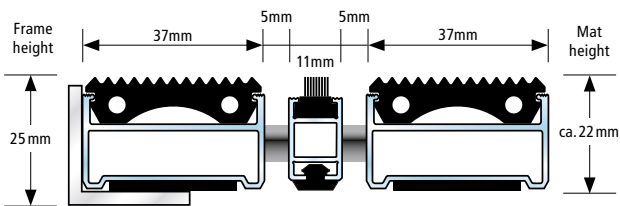
# TOP CLEAN CLASSIC XL POSSIBLE COMBINATIONS

## Top Clean CLASSIC XL with Grooved Rubber




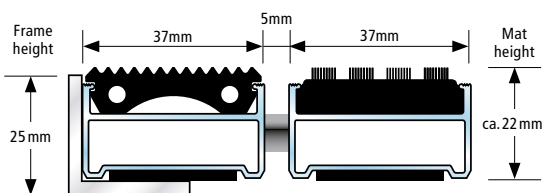
- For outdoor use
- Accessible
- Recyclable
- Rust-proof

## Top Clean CLASSIC XL with Grooved Rubber and Brush Strip




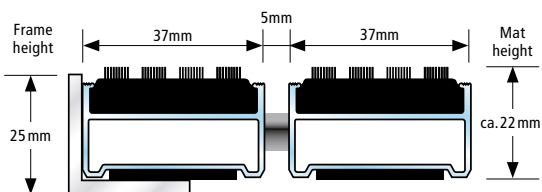
- For outdoor use
- Accessible
- Recyclable
- Rust-proof

## Top Clean CLASSIC XL with Grooved Rubber and Cassette Brush



- For outdoor use
- Recyclable
- Rust-proof

## Top Clean CLASSIC XL with Cassette Brush



- For outdoor use
- Recyclable
- Rust-proof

STANDARD OUTSIDE






## TOP CLEAN CLASSIC FOR NORMAL LOAD

If you are looking for a premium-quality entrance mat at a highly attractive price, the Top Clean CLASSIC system might be your first choice. Any combination of scraper bars and brushes within the product range of the TREND series is also available for Top Clean CLASSIC (see right page). PE foam on the aluminium underside ensures optimum noise reduction and provides maximum bearing surface. Available heights are 10 / 13, 17, 22 and 27 mm. Top Clean CLASSIC is made to measure, rollable and easy to clean. Custom-made versions are available in any width and depth; special shapes are available at an extra charge.

<b>Aluminium Profile</b>	Warp resistant aluminium profile (alloy EN AW 6063, wall thickness up to 1.2 mm) for fully supported installation.
<b>Upper/Combinations</b>	<p>You may choose between various installation options or even combine several options:</p> <ul style="list-style-type: none"> <li>• Anti-slip Grooved Rubber (EPDM), with lengthwise and crosswise grooves, heavy-duty and UV-resistant conforming to <a href="#">DIN 7863</a> (German Industrial Standard), fire behaviour for mat heights 10 mm and 17 mm = Bfl-s1, for mat height 22 mm = Cfl-s1 conforming <a href="#">DIN EN 13501-1</a> (German Industrial Standard).</li> <li>• Scraper Bars made of warp resistant aluminium profile.</li> <li>• Brush Strips made of robust polyamide 6.</li> <li>• Cassette Brush made of robust, heavy-duty polyamide 6, slip-resistant properties R 13 conforming to <a href="#">DIN 51130</a> (German Industrial Standard).</li> </ul>
<b>Underside</b>	Slip resistance and noise reduction achieved by bonded PE-foam.
<b>Connection</b>	Stainless steel wire rope V2A Ø 2 mm for 10 and 17 mm mat height, Coated galvanised wire rope for 22 and 27 mm mat height.
<b>Lock</b>	Special threaded nipple with stainless steel screw (rust-proof).
<b>Profile Spacing</b>	5 mm. Profile spacing optional also in 3 mm for automatic door systems conforming to <a href="#">DIN 18650</a> . Flexible spacers made of rubber.
<b>Profile Colours</b>	Natural aluminium. Profile can be supplied powder-coated to any RAL colour (for an extra charge).

### Cassette Brush



320 Grey


310 Black

### Grooved Rubber



210 Black

### Brush Strip



410 Black

420 Grey

420 Blue


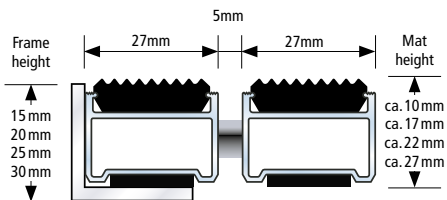
12 and 22 mm






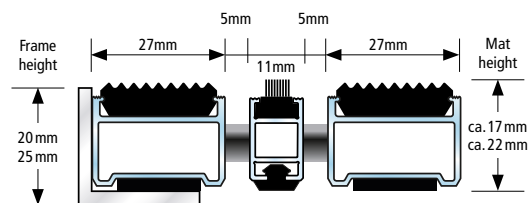
# TOP CLEAN CLASSIC POSSIBLE COMBINATIONS

## Top Clean CLASSIC with Grooved Rubber




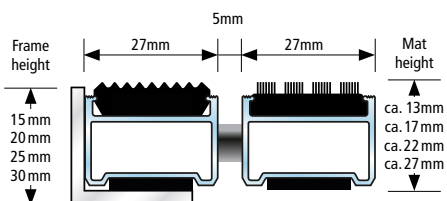
- For outdoor use
- Accessible
- Recyclable
- Rust-proof

## Top Clean CLASSIC with Grooved Rubber and Brush Strip




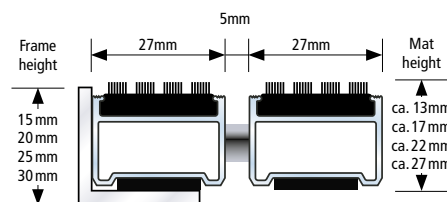
- For outdoor use
- Accessible
- Recyclable
- Rust-proof

## Top Clean CLASSIC with Grooved Rubber and Cassette Brush



- For outdoor use
- Recyclable
- Rust-proof

## Top Clean CLASSIC with Cassette Brush



- For outdoor use
- Recyclable
- Rust-proof

STANDARD OUTSIDE





## TOP CLEAN CLASSIC SCRUB FOR NORMAL LOAD



If you are looking for a premium-quality entrance mat at a highly attractive price, the Top Clean CLASSIC system might be your first choice. We recommend this dirt- and moisture-absorbing SCRUB insert for inside as well as outside areas. PE foam on the aluminium underside ensures optimum noise reduction and provides maximum bearing surface. Top Clean CLASSIC is made to measure, rollable and easy to clean. Custom-made versions are available in any width and depth; special shapes are available at an extra charge.

<b>Aluminium Profile</b>	Warp resistant aluminium profile (alloy EN AW 6063, wall thickness up to 1.2 mm) for fully supported installation.
<b>Upper</b>	UV-resistant, heavy-duty SCRUB insert with scratch effect (100% polypropylene); slip-resistant properties R 12 conforming to <a href="#">DIN 51130</a> (German Industrial Standard).
<b>Underside</b>	Slip resistance and noise reduction achieved by bonded PE-foam.
<b>Connection</b>	Stainless steel wire rope V2A Ø 2 mm for 10 and 17 mm mat height, Coated galvanised wire rope for 22 mm mat height.
<b>Lock</b>	Special threaded nipple with stainless steel screw (rust-proof).
<b>Profile Spacing</b>	5 mm. Profile spacing optional also in 3 mm for automatic door systems conforming to <a href="#">DIN 18650</a> . Flexible spacers made of rubber.
<b>Profile Colours</b>	Natural aluminium. Profile can be supplied powder-coated to any RAL colour (for an extra charge).

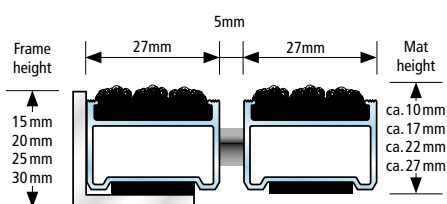
### Colour



022  
Dark Grey

Due to technical limitations colours are only approximate.

### Top Clean CLASSIC SCRUB with SCRUB insert



- For outdoor use
- Accessible
- Recyclable
- Rust-proof





# TOP CLEAN CLASSIC WAVE FOR NORMAL LOAD



If you are looking for a premium-quality entrance mat at a highly attractive price, the Top Clean CLASSIC system is a perfect choice. The WAVE inlay, made of 100 % polyamide, is suitable for entrances with both normal and heavy foot traffic. And with its brushing and moisture absorption properties, the system is ideal for Zone 1 outdoor areas. Because the WAVE insert doesn't use any PVC or plasticisers, it is an environmentally friendly and sustainable inlay. PE foam on the aluminium underside ensures optimum noise reduction and provides maximum bearing surface. Top Clean CLASSIC is made to measure, rollable and easy to clean. Custom-made versions are available in any width and depth, with special shapes also available at an additional cost.

<b>Aluminium Profile</b>	Warp resistant aluminium profile (alloy EN AW 6063, wall thickness up to 1.2 mm) for fully supported installation.
<b>Upper</b>	UV-resistant, heavy-duty WAVE insert (100% polyamide), slip-resistant properties R 12 conforming to <b>DIN 51130</b> (German Industrial Standard).
<b>Underside</b>	Slip resistance and noise reduction achieved by bonded PE-foam.
<b>Connection</b>	Stainless steel wire rope V2A Ø 2 mm for 10 and 17 mm mat height, Coated galvanised wire rope for 22 mm mat height.
<b>Lock</b>	Special threaded nipple with stainless steel screw (rust-proof).
<b>Profile Spacing</b>	5 mm. Profile spacing optional also in 3 mm for automatic door systems conforming to <b>DIN 18650</b> . Flexible spacers made of rubber.
<b>Profile Colours</b>	Natural aluminium. Profile can be supplied powder-coated to any RAL colour (for an extra charge).

**Colour**



012 Anthracite

Due to technical limitations colours are only approximate.

## Top Clean CLASSIC WAVE with WAVE insert

Frame height: 15 mm, 20 mm, 25 mm, 30 mm

Profile spacing: 5 mm, 27 mm, 27 mm

Mat height: ca. 10 mm, ca. 17 mm, ca. 22 mm, ca. 27 mm

- For outdoor use
- Accessible
- Recyclable
- Rust-proof

STANDARD OUTSIDE




## TOP CLEAN ROBUST FOR HEAVY USAGE


Extreme load – this entrance matting system with a strong cleaning performance has an enormous load capacity. It is an excellent choice for entrance areas with high traffic. Suitable for lift trucks and transport trolleys. Top Clean ROBUST is sound-absorbing, made-to-measure, rollable and easy to clean. Custom-made versions are available in any width and depth; special shapes are available at an extra charge.

<b>Aluminium Profile</b>	Warp resistant aluminium profile (alloy EN AW 6063, wall thickness up to 2.5 mm) for fully supported and self-supporting installation (substructure on site, maximum distance between supports 300 mm).
<b>Upper / Combinations</b>	You may choose between various installation options or even combine several options: <ul style="list-style-type: none"> <li>• Anti-slip Grooved Rubber (EPDM), with lengthwise and crosswise grooves, heavy-duty and UV-resistant conforming to <a href="#">DIN 7863</a> (German Industrial Standard), fire behaviour for mat heights 10 mm and 17 mm = Bfl-s1, for mat height 22 mm = Cfl-s1 conforming <a href="#">DIN EN 13501-1</a> (German Industrial Standard).</li> <li>• Cassette Brush made of robust, heavy-duty polyamide 6, slip-resistant properties R 13 conforming to <a href="#">DIN 51130</a> (German Industrial Standard)."</li> </ul>
<b>Underside</b>	Slip resistance and noise reduction achieved by bonded PE-foam.
<b>Connection</b>	Stainless steel wire rope V2A Ø 2 mm for 10 and 17 mm mat height, Stainless steel wire rope V2A Ø 3 for 22 mm mat height
<b>Lock</b>	Special threaded nipple with stainless steel screw (rust-proof).
<b>Profile Spacing</b>	5 mm. Profile spacing optional also in 3 mm for automatic door systems conforming to <a href="#">DIN 18650</a> . Flexible spacers made of rubber.
<b>Profile Colours</b>	Natural aluminium. Profile can be supplied powder-coated to any RAL colour (for an extra charge).

### Cassette Brush




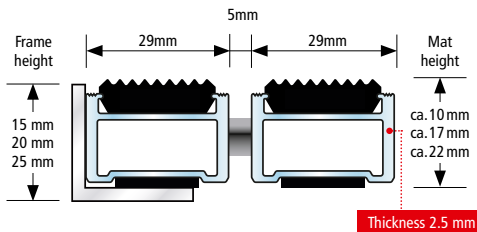
### Grooved Rubber






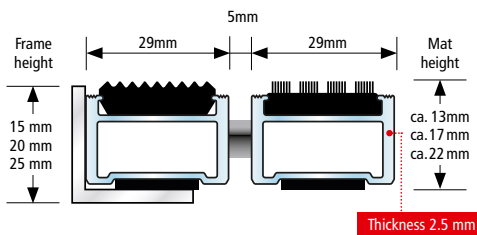
# TOP CLEAN ROBUST POSSIBLE COMBINATIONS

## Top Clean ROBUST with Grooved Rubber




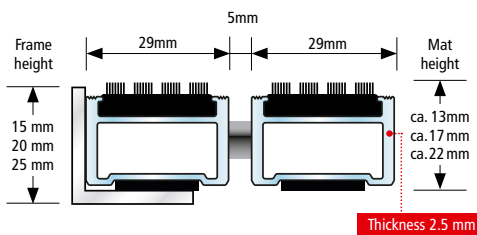
- For outdoor use
- Accessible
- Accessible with hand lift truck
- Recyclable
- Rust-proof

## Top Clean ROBUST with Grooved Rubber and Cassette Brush



- For outdoor use
- Accessible with hand lift truck
- Recyclable
- Rust-proof

## Top Clean ROBUST with Cassette Brush



- For outdoor use
- Accessible with hand lift truck
- Recyclable
- Rust-proof

STANDARD OUTSIDE





## TOP CLEAN ROBUST SCRUB FOR HEAVY USAGE

# POWERCLEAN®

This variant is the heavy-duty version of Top Clean CLASSIC. Predestined for use in entrance areas with heavy traffic and load. Suitable for lift trucks and transport trolleys. We recommend this dirt- and moisture-absorbing SCRUB insert for inside as well as covered outside areas. Sound-absorbing, dimensionally stable, rollable and easy to clean. Available in any width and length. Special shapes at extra charge.

<b>Aluminium Profile</b>	Warp resistant aluminium profile (alloy EN AW 6063, wall thickness up to 2.5 mm) for fully supported and self-supporting installation (substructure on site, maximum distance between supports 300 mm).
<b>Upper</b>	UV-resistant, heavy-duty SCRUB insert with scratch effect (100% polypropylene); slip-resistant properties R 12 conforming to <b>DIN 51130</b> (German Industrial Standard).
<b>Underside</b>	Slip resistance and noise reduction achieved by bonded PE-foam.
<b>Connection</b>	Stainless steel wire rope V2A Ø 2 mm for 10 and 17 mm mat height, Coated galvanised wire rope for 22 and 27 mm mat height.
<b>Lock</b>	Special threaded nipple with stainless steel screw (rust-proof).
<b>Profile Spacing</b>	5 mm. Profile spacing optional also in 3 mm for automatic door systems conforming to <b>DIN 18650</b> . Flexible spacers made of rubber.
<b>Profile Colours</b>	Natural aluminium. Profile can be supplied powder-coated to any RAL colour (for an extra charge).

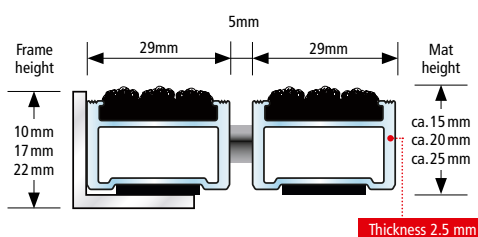
### Colour



022  
Dark Grey

Due to technical limitations colours are only approximate.

### Top Clean ROBUST SCRUB with SCRUB insert



- For outdoor use
- Accessible
- Accessible with hand lift truck
- Recyclable
- Rust-proof





# TOP CLEAN ROBUST WAVE FOR HEAVY USAGE

**POWERCLEAN®**

This multi-variant Top Clean ROBUST cleaning system is the heavy-duty version of Top Clean CLASSIC. The WAVE inlay, made of 100% polyamide, is designed for use in entrance areas with heavy traffic and load and is suitable for lift trucks and trolleys. Because it doesn't use any PVC or plasticisers, the WAVE insert is an environmentally friendly and sustainable solution. Making it perfect for covered outdoor areas, the brushing properties of the WAVE inserts are combined with moisture absorption. Sound-absorbing, dimensionally stable, rollable and easy to clean, the system is available in any width and length, with special shapes available at an additional cost.

<b>Aluminium Profile</b>	Warp resistant aluminium profile (alloy EN AW 6060, wall thickness up to 2.5 mm) for fully supported and self-supporting installation (substructure on site, maximum distance between supports 300 mm).
<b>Upper</b>	UV-resistant, heavy-duty WAVE insert (100% polyamide), slip-resistant properties R 12 conforming to <a href="#">DIN 51130</a> (German Industrial Standard).
<b>Underside</b>	Base of the mat is mechanically fitted with rubber inserts for anti-slip and noise reduction.
<b>Connection</b>	Stainless steel wire rope V2A Ø 2 mm for 10 and 17 mm mat height, Coated galvanised wire rope for 22 and 27 mm mat height.
<b>Lock</b>	Special threaded nipple with stainless steel screw (rust-proof).
<b>Profile Spacing</b>	5 mm. Profile spacing optional also in 3 mm for automatic door systems conforming to <a href="#">DIN 18650</a> . Flexible spacers made of rubber.
<b>Profile Colours</b>	Natural aluminium. Profile can be supplied powder-coated to any RAL colour (for an extra charge).

**Colour**



012  
Anthracite

Due to technical limitations colours are only approximate.

## Top Clean ROBUST WAVE with WAVE insert

STANDARD OUTSIDE







# **SAFETY IN ENTRANCE AREAS**

- 101 Safe Clean TREND®: A Luminescent Safety Mat Combination
- 103 Visual and Tactile Guidance Systems for Entrance Areas

**BRIGHT**  
EFFECT





# SAFE CLEAN TREND A LUMINESCENT SAFETY MAT COMBINATION WITH TACTILE GUIDANCE SYSTEM

We developed the Safe Clean Trend safety mat to complement integrated safety systems in public buildings. Thanks to white safety strips that sharply contrast to the remaining components, this entrance matting system is also particularly visible, for visually impaired persons. This is especially important since entrance mats have superior anti-slip features, compared to the surrounding flooring.


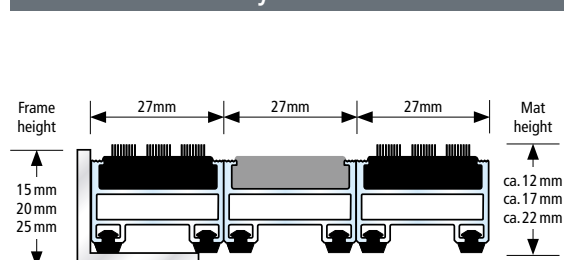
The Safe Clean TREND system shows its full strength in the event of sudden light failure: Special pigments in the safety strips collect luminous energy and provide a constant source of light. The mat remains visible even in complete darkness. Entrances, exits, and escape doors are much easier to locate thanks to the luminescent features of Safe Clean TREND. Other safety features, such as luminescent escape route signs and floor guidance strips, are thus complemented in an optimal way.



Tactile system combinations: Tactile floor indicators are important aids for people with disabilities or visual impairments. The luminescent safety strips of the Safe Clean TREND mat can easily be combined with our tactile guidance system. Orientation aids that address several human senses provide additional safety in entrance areas. The Safe Clean TREND system has received the 2017 ICONIC AWARD: Interior Innovation – Best of Best.

Please contact us if you are planning to install a safety system in your entrance area. We will gladly advise you.



## Tactile Guidance System Safe Clean TREND



-  Tactile/visual guidance system
-  Accessible
-  For use indoors or in covered outdoor areas
-  For outdoor use
-  Recyclable
-  Rust-proof

All profiles feature highly effective impact sound insulation!





# VISUAL AND TACTILE GUIDANCE SYSTEMS FOR ENTRANCE AREAS

In public buildings in particular, visual guidance and orientation systems in entrance areas are essential. For people with visual impairments, however, additional tactile systems are necessary for orientation. We have developed a safety concept using floor indicators to allow visually impaired persons to find their way inside the building.


Customized, accessible solutions on the basis of Top Clean aluminium profile mats with integrated guidance strips are available. We apply profile Inserts with various structures and colours to facilitate orientation. Contrasting installation patterns support the guidance concept. The tactile orientation aids can be easily identified with a white cane. The system addresses various human senses, providing increased safety.

## Compatible with any Profile


The design of our guidance system, according to DIN 18040-1 for accessible development, may be adapted individually to architectural concepts. The system is compatible with any profile in the comprehensive Top Clean programme by us. A range of variants with ribbed carpet, scraper bars and brush cassettes is available in numerous colours and various profile heights. In addition, we provide powder-coated aluminium profiles in RAL colours.

## Tailor-Made Solutions for Inside and Outside Zones

The Top Clean programme comprises solutions for inside and outside zones with normal and heavy pedestrian traffic – tailor-made and in any size. Special shapes with gaps, diagonal or circular cutting are available upon your request. Continuous, sound-absorbing rubber profiles on the underside prevent footfall noise effectively.

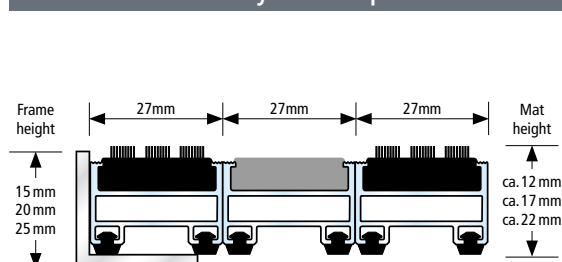





Attention area (textured ribbed carpet) indicating a change in walking direction



Attention area (textured cassette brush) indicating a change in walking direction

## Tactile Guidance System Top Clean TREND® (also available in Top Clean CLASSIC version)



-  Tactile/visual guidance system
-  Accessible
-  For use indoors or in covered outdoor areas
-  For outdoor use
-  Recyclable
-  Rust-proof

All profiles feature highly effective impact sound insulation!



Visual and tactile guidance systems integrated into the mats assist people who are blind or have visual impairments to find their way inside the building. The guidance system is available in any width and may be used with any profile. Combining various profiles is possible. All colours for ribbed carpet and cassette brushes are available when using a tactile guidance system.



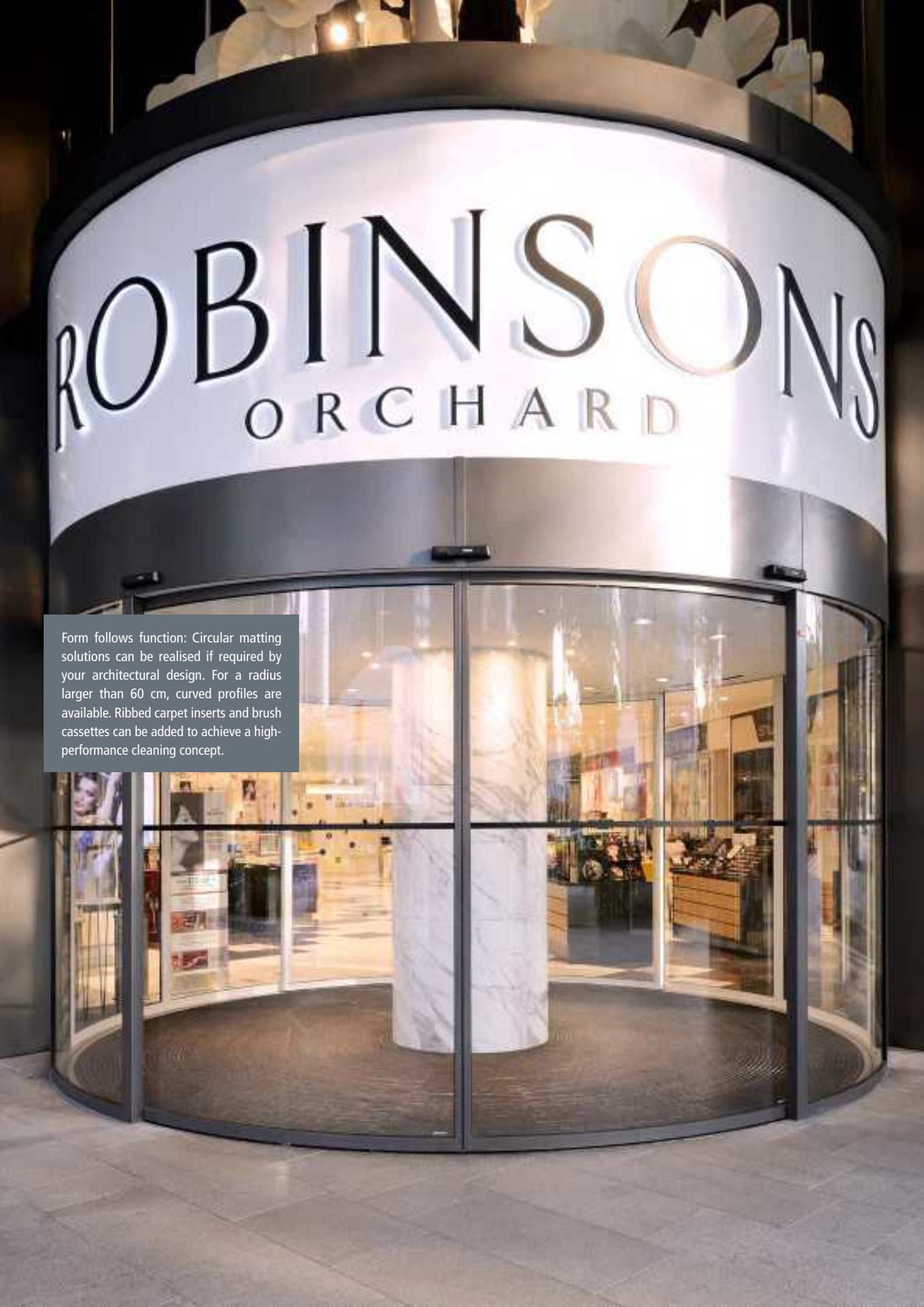


# DESIGN IN ENTRANCE AREAS

- 107 Top Clean TREND® CURVE for exclusive entrance areas
- 108 Matting Systems in your Corporate Design
- 109 Stainless Steel bars with Logos
- 109 Logo Bars with LED Illumination
- 110 Powder-coated profiles according to RAL chart
- 110 Anodised Profiles Surface

# ROBINSONS ORCHARD

Form follows function: Circular matting solutions can be realised if required by your architectural design. For a radius larger than 60 cm, curved profiles are available. Ribbed carpet inserts and brush cassettes can be added to achieve a high-performance cleaning concept.




# TOP CLEAN TREND® CURVE FOR EXCLUSIVE ENTRANCE AREAS

This system combines high cleaning power with innovative design. It is available in custom-made versions with curves and a variety of profiles according to your individual preferences. Featuring different variants with ribbed carpet or cassette brush, this solution is recommended for interior or outside areas. Also available is the special Top Clean STABIL CURVE design for heavy-duty use. Top Clean TREND® CURVE features sound insulation, is dimensionally stable and easy to clean; not rollable. Delivery time on request.


<b>Aluminium Profile</b>	Warp resistant aluminium profile (alloy EN AW 6060, wall thickness up to 1.5 mm) for fully supported installation.
<b>Upper</b>	Different deposit options are available or can be combined with each other. <ul style="list-style-type: none"> <li>• Ribbed Carpet: UV-resistant heavy-duty polypropylene, slip-resistant properties R 11 conforming to <b>DIN 51130</b> (German Industrial Standard).</li> <li>• Cassette Brush made of robust, heavy-duty polyamide 6, slip-resistant properties R 13 conforming to <b>DIN 51130</b> (German Industrial Standard).</li> <li>• On request: Anti-slip Grooved Rubber (EPDM), with lengthwise and crosswise grooves, robust and UV resistant in accordance with <b>DIN 7863</b>, non-skid category R9 in accordance with <b>DIN 51130</b> (German Industrial Standard), fire behaviour Bfl-s1 / Cfl-s1 conforming <b>DIN EN 13501-1</b> (German Industrial Standard).</li> </ul>
<b>Underside</b>	Base of the mat is mechanically fitted with rubber inserts for anti-slip and noise reduction.
<b>Connection</b>	Stainless steel wire rope V2A for Ø 2 mm for 17 mm mat height, coated galvanised wire rope for 22 mm mat height.
<b>Lock</b>	Special threaded nipple with stainless steel screw (rust-proof).
<b>Profile Spacing</b>	4 mm. Flexible spacers made of rubber.
<b>Dimensions</b>	Smallest bending radius is 60 cm. Largest one-piece profile length (arc length) is 300 cm.
<b>Profile Colours</b>	Natural Aluminium.

ALSO AVAILABLE IN STABIL VERSION.


### Ribbed Carpet Colour · further colour options page 24



### Cassette Brush



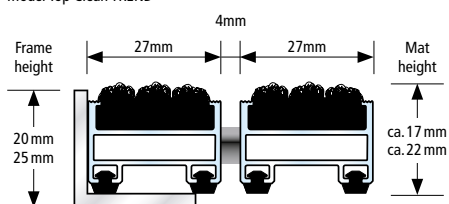
### Grooved Rubber



Due to technical limitations colours are only approximate.

## Top Clean TREND® CURVE

Model Top Clean TREND®



- For use indoors or in covered outdoor areas
- For outdoor use
- Accessible
- Recyclable
- Rust-proof

All profiles feature highly effective impact sound insulation!



## MATTING SYSTEMS IN YOUR CORPORATE DESIGN

The entrance area should reflect a company's identity and values. A perfectly arranged entrance is key for visitors to feel comfortable when entering the building. Interior design, illumination, decoration – each element counts. A clean appearance is also an important factor. Here, efficient entrance matting systems from the TOP CLEAN brand are sustainable dirt collectors.

To make your company's appearance even more impressive, our entrance mats may become elements in your corporate design. We have developed various manufacturing techniques to integrate logos and lettering in TOP CLEAN systems. The results are eye-catching applications that provide high efficiency. Our profiles and inserts may be combined according to individual requirements – for public buildings, hotels, office or administration buildings.

All we need to realize the design you wish is an image or vector in jpg, pdf, or dxf format. Please get in touch with us for further advice – our specialists will gladly support you!


### Durable Systems with Ribbed Carpet Compositions

We integrate logos, images, and shapes in Top Clean premium entrance mats with ribbed carpet – in handmade quality. In this elaborate procedure, comparable to marquetry technique, we use a laser to cut templates out of the ribbed carpet. The cut areas are then filled up with ribbed carpet applications in colours according to our customers' corporate design. Please select any colour from our portfolio for applications. Logo sizes must be compatible with mat sizes. Thanks to the laser technique applied, logos will not be abraded, even if mats are exposed to heavy pedestrian traffic. This ensures high durability, superior to print techniques.

Large-size logos and lettering fit best for this method. The technique is not suitable for filigree structures, colour gradients, or shades.




## STAINLESS STEEL BARS WITH LOGOS




Stainless steel profiles with laser-cut logos provide an exclusive appearance in entrance areas. We offer tailor-made lettering – your slogan, company name, or welcome message in a broad range of font types and sizes. Again, all we need is an image or vector in a suitable data format.

Extra-wide profiles provide additional space for images or icons. Our profiles with ca. 60 mm width are made of high-quality, brush-finished chromium-nickel steel. According to the mat type chosen, the area designated for logos may be enlarged by the width of one or two aluminium profiles to a maximum of 120 mm.

A steel sheet coated in any RAL colour will be attached to the backside of the stainless steel profile. The classy component part is compatible with any TREND, Top Clean CLASSIC, Top Clean STABIL and Top Clean ROBUST variant.



## LOGO BAR WITH LED ILLUMINATION



A high-end solution offering the highest degree of individuality in your entrance area: We can fill the laser-cuttings from your logo with transparent Plexiglas and illuminate them with an LED technique. When planning such an installation, power supply must be considered. The power supply unit must be integrated in the building equipment. A suitable cable must be installed in the mat frame on the underside of the logo bar (to be provided by the customer).



## POWDER-COATED PROFILES ACCORDING TO RAL CHART

Colours have an impact unlike any other design element. No matter if compositions are harmonious or rich in contrast, they are essential for the atmosphere of a room. In order to make our entrance matting systems particularly effective for design, we offer a broad range of powder-coated profiles in any RAL colour. Any TOP CLEAN aluminium profile may be added to support your design concept. We create entrance mats with efficient dirt collection according to your requirements – this gives our customers great flexibility when it comes to individual design preferences.


Combined with the colours of ribbed carpet and brush profiles, a multitude of design concepts may be put into practice. How about a classy design with all-black profiles and ribbed carpet, or deep-red ribbed carpet and scraper bars for a concept that is rich in contrast?




## ANODISED PROFILE SURFACE

Anodised aluminium profiles have a very hard, scratch-resistant surface. This exclusive upgrade also provides a powerful protection against corrosion. Thanks to this technique, the profiles are suitable for use in outside areas and are resistant to chemicals.

We apply a procedure in which the colour is a part of the anodised layer, which makes it abrasion-resistant. Our standard colours are natural aluminium and variants in Ev3 Gold, C35 Black, C31 Stainless Steel and C33 Medium Bronze. Special colours are available for systems with a short bar length.






# ACCESSORIES

- 112 SPEZIAL Angle Frame
- 112 T-Bars
- 113 Installation Guide for Frames
- 114 Ramped Edge Frame
- 115 Dirt Collection Trays

# SPEZIAL ANGLE FRAME

We recommend using the SPEZIAL angle frame for the installation of all Top Clean matting systems to ensure optimum fixation and easy release for cleaning purposes. Frame, corner connections and screws are made of one material, stainless steel or aluminium, to prevent corrosion. Frames are mitre-cut and ready for screw connection.



<b>Material</b>	Angle profiles made of aluminium or cold-rolled stainless steel (with rounded edges).
<b>Application</b>	Suitable for Top Clean mats 10/12, 17, 22 and 27 mm.
<b>Height</b>	15, 20, 25, 30 and 45 mm.
<b>Colours</b>	Natural aluminium. Profile can be supplied powder-coated to any RAL colour (at an extra charge).
<b>Special Shapes</b>	Gaps, curves and diagonals can be produced on the basis of a technical drawing or template at an extra charge.



Frame with corner connector and anchor (delivered without installation)



Corner connectors and anchors are included, uninstalled when delivered




Red angle profiles are provided as an installation aid for frames with over 2 m side length

# T-BARS

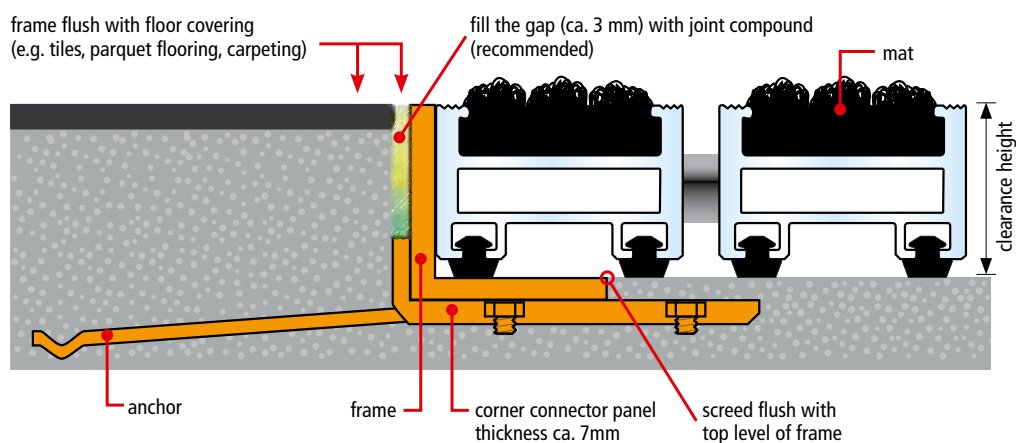
For all multi-part Top Clean mats without connectors in the profile direction. Simplifies the laying of the mat, especially after cleaning. Available at an extra charge.

<b>Material</b>	Aluminium T-Bars.
<b>Use</b>	Suitable for Top Clean mats 17, 22 and 27 mm.
<b>Height</b>	20, 25 or 30 mm.
<b>Colours</b>	Natural milled aluminium. For a surcharge also available in a powder-coated finish as per RAL colour chart.



## INSTALLATION GUIDE FOR FRAMES

- › When installing SPEZIAL angle frames, please make sure that the frame is flush with the floor (see illustration). Please note that the floor surface needs to be absolutely even for the matting to sit correctly in the frame once inserted. Repair uneven surfaces if necessary prior to frame installation. Important: Provide clearance height to insert entrance mat into the frame.
- › Note: For larger frames (over 2 m), red angle frames will be supplied as an installation aid. Please ensure they are inserted according to the enclosed drawing. They will guarantee there is no movement in the frame while the screed sets.
- › Mitred corners can be connected accurately by applying SPEZIAL corner connectors (included). Profiles of over 120 cm include floor anchors that facilitate installation.
- › Installing frames and mats according to the enclosed installation guide ensures that mats sit evenly in the frame. Please note that correct installation of the frame is absolutely essential as there is only a 2mm gap between frame and mat.




# RAMPED EDGE FRAME


The ramped edge frame is the ideal solution for non-recessed matting installations where no cut-outs on the floor are provided. All Top Clean matting with 10/12 or 17 mm can easily be equipped with ramped edge profiles. Entrance mats resting on ramped edge frames provide accessibility for wheelchairs and pushchairs.

<b>Material</b>	Warp resistant aluminium profile (alloy EN AW 6060)
<b>Application</b>	For use with Top Clean mats 10/12 and 17 mm.
<b>Colours</b>	<b>Natural Aluminium. On request powder coated aluminium profile can be supplied to any RAL colour (for an extra charge)</b>
<b>Underneath</b>	Anti-slip coating with PE-foam.


## Ramped Edge Frames




Ramped edge one-sided: The ramp is connected to the mat.



Ramped edge double-sided: The ramp is connected to the mat.



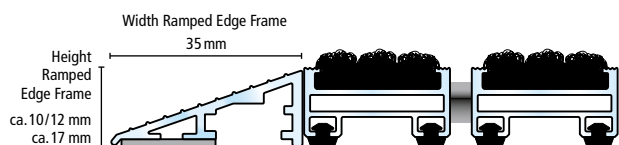


Ramped edge, three-sided: The ramp profiles are connected along the profile length. For technical reasons, the profiles in the walking direction are enclosed separately and prepared for installation.



Ramped edge, perimeter: The ramp profiles are prepared for on-site installation. The frames are not attached to the mat and are supplied separately.

## Ramped Edge Frames



## DIRT COLLECTING TRAYS STAINLESS STEEL OR ALUMINIUM

The dirt collection trays are manufactured from stainless steel or aluminium. They feature extended dirt collection and water drainage. The size of the tray should correspond to the mat size; extra-large trays are optional. Profiles welded in the walking direction provide rigidity. Single-part trays have a maximum width of 2,900 mm and a length of 1,400 mm; larger multi-part versions are available.

<b>Material</b>	Welded stainless steel or aluminium. Intermediate profiles made of stainless steel or aluminium, maximum distance apart 250 mm, with gaps for water drain. Perimeter frame made of stainless steel or aluminium.
<b>Application</b>	For use with Top Clean STABIL and ROBUST 17 and 22 mm; for Top Clean STABIL XL 22 and 27 mm; for Top Clean OBJEKT 22 mm and for Top Clean HIGH 42 mm.
<b>Design</b>	Rectangular or in special shapes, multi-part trays consist of single segments with separate drainage; segments are connected via stainless steel or aluminium u-profiles (included).
<b>Drain</b>	A 60 mm (1½ inch) stainless steel sieve is positioned in the centre of the tray or in a position of choice for connection to the drainage system.
<b>Special Shape</b>	Stainless steel or aluminium anchors can be fixed to the tray segments for precise assembly in the flooring (at an extra charge). Strengthened stainless steel or aluminium trays for heavy-duty areas with lift truck traffic are available (at an extra charge).



### Maximum dimension for one-piece versions

Design	Standard height	Width	Length
Stainless steel or aluminium	50 mm	2.900 mm	1.400 mm
Stainless steel or aluminium	75 mm	2.850 mm	1.350 mm

Non-standard heights on enquiry.

Larger versions are delivered in several parts with a separate drain.

Price lists on enquiry.





AJBell  
Stadium

Bell  
st smart

Lowty outlet

BIBBY


5

24



AJBell

Stadium



# UNIVERSAL MATS

- 118 MULTICLEAN Top Lay Barrier Mat
- 119 LOGOCLEAN Top Lay Barrier Mat
- 120 LOGOCLEAN Komfort Top Lay Barrier Mat
- 121 QUATTROCLEAN Top Lay Barrier Mat
- 122 ENTER Durable Carpeting with Ribbed Surface
- 123 EXPERT Durable Carpeting with Ribbed Surface
- 124 MASTER Coarse Haired Ribbed Mat
- 125 KARO AS MINI Honey Comb Rubbermat
- 126 KARO AS Honey Comb Rubbermat
- 127 DOMINO Honey Comb Rubbermat
- 128 WALK Fine Ribbed Mat
- 129 WALK XL Wide Ribbed Mat

# MULTICLEAN TOP LAY BARRIER MAT



Our mats for entrance areas offer a wide range of different specifications to you. Follow our recommendations for an intelligent use of our mats in order to minimize cleaning costs as well as health and safety risks. Cover highly frequented areas with mats in order to keep them clean for a longer time and in order to prevent your floor coverings from being damaged.

A high capacity for dirt capture and a great durability make our textile cleaning mats MULTICLEAN a popular choice for busy areas such as entrances, corridors, lift areas and reception desks.

<b>Specification</b>	<ul style="list-style-type: none"> <li>• Extraordinary dirt catching performance.</li> <li>• Skid resistant rubber back.</li> <li>• PVC-free.</li> <li>• Light and colour resistant.</li> <li>• 11 years warranty against significant loss of colour.</li> <li>• Washable up to 60°C (at a trusted local laundry)</li> <li>• Made in Europe.</li> </ul>
<b>Applications</b>	Hallways, elevators, receptions, restrooms.
<b>Material</b>	High-twist nylon surface • Nitrile rubber backing.
<b>Standard widths</b>	60 x 85 cm, 85 x 150 cm, 115 x 175 cm, 115 x 200 cm. Other sizes available on request.
<b>Standard lengths:</b>	All lengths up to 400 cm (special lengths up to 700 cm on request, for an extra charge).
<b>Height</b>	Approx. 10 mm.
<b>Weight</b>	2.40 kg / m <sup>2</sup> .
<b>Dirt absorption</b>	800 g / m <sup>2</sup> .
<b>Moisture absorption</b>	3 - 4 / m <sup>2</sup> .
<b>Certifications</b>	EN 13501-1 / Cfl-s1 • EN 14041 Antistatic • NFSI High-Traction.

### Available Colours



Stone



Anthracite



# LOGOCLEAN TOP LAY BARRIER MAT




Mats with logos and promotional inscriptions are a magnificent possibility to send out a memorable message to your customers. The floor represents one of the biggest, yet undiscovered advertising spaces. We support you in making use of it! Due to a high print quality and an excellent colour reproduction we provide you with innovative and eye-catching mats for every purpose and for every occasion!

Our LOGOCLEAN mats let you become creative: Choose your favourite colours of our chart of colour range and design your personalized mat which is definitely bound to draw attraction to it. Manufactured according to your specifications these mats will equally score with a very good dirt absorption.

<b>Specification</b>	<ul style="list-style-type: none"> <li>• Customized designs.</li> <li>• Stops dirt and moisture.</li> <li>• Durable nylon surface.</li> <li>• Special colours according to Pantone, HKS or RAL possible for a surcharge.</li> <li>• Skid resistant rubber back.</li> <li>• Special shapes possible.</li> <li>• Washable up to 60°C (at a trusted local laundry).</li> <li>• Made in Europe.</li> </ul>
<b>Applications</b>	Entrances and indoor placements, corporate identity, point of sale, any marketing message.
<b>Material</b>	Straight-set nylon surface • Nitrile rubber backing.
<b>Standard widths</b>	60 cm, 75 cm, 85 cm, 115 cm, 150 cm and 200 cm. (Special widths on request, for an extra charge).
<b>Standard lengths</b>	All lengths up to 400 cm (special lengths up to 700 cm on request, for an extra charge).
<b>Height</b>	Approx. 10 mm.
<b>Weight</b>	2.48 kg/m <sup>2</sup> .
<b>Dirt absorption</b>	600 g/m <sup>2</sup> .
<b>Moisture absorption</b>	3 - 4 l/m <sup>2</sup> .
<b>Certifications</b>	EN 13501-1/Cfl-s1 • EN 14041 Antistatic • NFSI High-Traction.

### Available Colours



# LOGOCLEAN KOMFORT TOP LAY BARRIER MAT



This stylish anti-fatigue mat can be printed in a variety of vibrant colours, making it ideal for workplaces where both comfort and aesthetics matter. Our LOGOCLEAN KOMFORT mats let you get creative: select your colours from our palette and design a personalised mat that is sure to attract attention.

<b>Specification</b>	<ul style="list-style-type: none"> <li>• Relief for muscles and joints.</li> <li>• Padded for long-standing comfort.</li> <li>• Extremely hard-wearing nylon surface.</li> <li>• Customised design.</li> <li>• Special colours according to Pantone, HKS, or RAL available at an additional cost.</li> <li>• Bevelled edges.</li> <li>• PVC-free.</li> <li>• Suitable for underfloor heating.</li> <li>• Machine washable up to 60°C (at a laundry of your choice).</li> <li>• Made in Europe.</li> </ul>
<b>Applications</b>	Prolonged standing work positions, Corporate identity Service points, Workstations.
<b>Material</b>	Printed high-twist nylon surface 100 % nitrile rubber with foam centre.
<b>Standard widths</b>	55 x 78 cm, 85 x 150 cm, 85 x 285 cm. (Please note – 85 x 285 cm mat is not suitable for laundering. Please use a Hoover or steam cleaner).
<b>Height</b>	Approx. 20 mm.
<b>Weight</b>	5.77 kg / m <sup>2</sup> .
<b>Certifications</b>	EN 13501-1 / Efl-s1 • NFSI High Traction.

### Available Colours



# QUATTROCLEAN TOP LAY BARRIER MAT



This mat features a perimeter edge, allowing it to absorb up to 4.5 litres of water per square metre. While the rubber edge helps retain water, the QUATTROCLEAN surface is designed to remove dirt, sand, and moisture from footwear. With its guaranteed slip resistance, this mat is ideal for busy entrances and can be used both indoors and outdoors.

<b>Specification</b>	<ul style="list-style-type: none"> <li>• Special mat with extremely high water absorption capacity.</li> <li>• Extra hard-wearing polypropylene surface.</li> <li>• Embossed waffle design.</li> <li>• Non-slip rubber backing.</li> <li>• High-profile rubber edge for effective water retention.</li> <li>• PVC-free.</li> <li>• Suitable for underfloor heating.</li> <li>• Made in Europe.</li> </ul>
<b>Applications</b>	Busy entrances, suitable for both indoor and outdoor use.
<b>Material</b>	50 % polyester and 50 % polypropylene surface (50 % recycled content). Embossed, phthalate-free nitrile rubber core and backing (15 % recycled content).
<b>Standard widths</b>	60 x 90 cm, 85 x 150 cm, 115 x 175 cm.
<b>Height</b>	Approx. 7 mm.
<b>Weight</b>	3.2 kg/m <sup>2</sup> .
<b>Dirt absorption</b>	1,000 g/m <sup>2</sup> .
<b>Moisture absorption</b>	4-5 l/m <sup>2</sup> .
<b>Certifications</b>	EN 14041 Antistatic • NFSI High-Traction.

### Available Colours



Anthracite



Brown



# ENTER DURABLE CARPETING WITH RIBBED SURFACE

Recommended for normal requirements in indoor areas. Individual and cost-effective possible applications, for instance to supplement and extend entrance zones that are already fitted with Top Clean mats. Two colour variants of durable coarse and fine-ribbed mats are available to choose from. Customised production in any width and depth, or rolled product.

<b>Material</b>	Durable polypropylene that is 100% UV-resistant. At a height of 10 mm, the underside is made of anti-slip rubber. If necessary, the covering can be fixed to the floor using a carpet adhesive.
<b>Height</b>	Approx. 7 and ca. 10 mm.
<b>Dimensions Rolls</b>	10 mm height 24.2 x 2 m, at 7 mm height 30.2 x 2 m.
<b>Ordering dimensions</b>	A measure tolerance of $\pm 10\%$ must be taken into account. Please always order oversized. Minor deviations in dimensions are not a reason for complaint.




## ENTER Ribbed Carpet

Colour Heavy Duty Ribbed Carpet 10 mm





010 Anthracite    020 Light Grey    030 Mottled Beige

Colour Fine Ribbed Carpet 7 mm



010 Anthracite    020 Light Grey



 For use indoors or in covered outdoor areas

Due to technical limitations colours are only approximate.

# EXPERT DURABLE CARPETING WITH RIBBED SURFACE

Recommended for intensive use in high-traffic areas such as schools, universities, hospitals, shopping centres, office buildings, cinemas, hotels, and more. The high-twist yarn creates a pebble-like structure, providing excellent moisture absorption and cleaning performance.

<b>Material</b>	100 % Polyamide.
<b>Underside</b>	PVC.
<b>Height</b>	Approx. 7.5 mm.
<b>Dimensions Rolls</b>	10 mm height 24.2 x 2 m, at 7 mm height 30.2 x 2 m.
<b>Ordering dimensions</b>	A measure tolerance of $\pm 10\%$ must be taken into account. Please always order oversized. Minor deviations in dimensions are not a reason for complaint.




## EXPERT Carpet

Colour



010  
Anthracite

Due to technical limitations colours are only approximate.



For use indoors or in covered outdoor areas



# MASTER COARSE HAired MAT

Be it for an indoor area or covered entrances, coarse-haired ribbed mats are a good choice for effective cleaning. The surfaces made of sturdy needle punch absorb moisture and very reliably catch dirt. The mats can be produced in any required shape and size in accordance with your individual specifications. Three colours are available to choose from. A cost-effective rolled product measuring 12 x 2 m and 12 x 1 m is also offered.

<b>Material</b>	Coarse haired ribbed mat with flexible foam backing.
<b>Heights</b>	ca. 17 mm and 22 mm.
<b>Dimensions Rolls</b>	12 x 2 m and 12 x 1 m.



## MASTER coarse haired rep mat

Colours (height 17 mm only in anthracite)



Anthracite




Light Grey



Mottled Beige

Due to technical limitations colours are only approximate.



 For use indoors or in covered outdoor areas

# KARO AS MINI ULTRA FLAT HONEYCOMB RUBBER MAT

**ATTRACTIVE  
SPECIAL OFFERS**  
FOR WHOLE PALLET!


With its excellent, weatherproof rubber compound and outstanding adhesion, the KARO AS MINI meets the tough requirements in outdoor areas at frequently used entrances. Adapts to every surface. Studs on the underside allow water to drain off. With its small drainage holes and smooth surface, the KARO AS MINI is ideal for access with wheeled items such as wheelchairs, carts, suitcases and the like. Made to measure, sturdy and easy to clean. Customised production in any width and depth, and also special shapes.

<b>Material</b>	Solid rubber, abrasion-resistant and weatherproof.
<b>Design</b>	Honeycomb pattern.
<b>Underside</b>	Mat with raised studs for water drainage.
<b>Colour</b>	Black
<b>Bottom</b>	open
<b>Mat Height</b>	ca. 10 mm.
<b>Standard Size</b>	ca. 150 x 100 cm.
<b>Custom made</b>	<ul style="list-style-type: none"> <li>– With any required dimensions,</li> <li>– Larger dimensions are produced in several parts and bonded together,</li> <li>– Special shapes as per drawing (e.g. triangular, trapezoidal or circular).</li> </ul>
<b>Connectors</b>	Made of rubber.

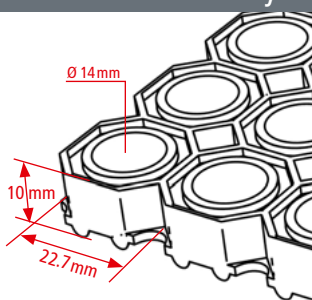
Important: Always specify the required finished dimensions of the mat when placing an order.

## CONNECT connectors

The connectors can be used to quickly and easily connect the KARO AS MINI honeycomb rubber mats to cover large areas (around 3 mats per m). They can easily be pressed by hand into the opening provided on the mats and can just as easily be removed.



## KARO AS MINI honeycomb rubber mat



UPPER SIDE



LOWER SIDE



ROLLABLE



# KARO AS HONEYCOMB RUBBER MAT

**ATTRACTIVE  
SPECIAL OFFERS**  
FOR WHOLE PALLETS!

Durable mat made of abrasion-resistant and weatherproof solid rubber. Distinguished by high cleaning effect. Particularly suitable for wet and snowy areas. Optionally available with additional round brushes in Black, Red, Green, Yellow, Blue or Grey. Made to measure, sturdy and easy to clean. Customised production in any width and depth, and also special shapes.

<b>Material</b>	Solid rubber, abrasion-resistant and weatherproof.
<b>Design</b>	Honeycomb pattern.
<b>Underside</b>	Mat with 3 mm-high studs for water drainage.
<b>Colour</b>	Black
<b>Bottom</b>	open or closed
<b>Mat Height</b>	ca. 22 mm.
<b>Standard Sizes</b>	ca. 119 x 98.5 cm and ca. 150 x 100 cm.
<b>Custom made</b>	<ul style="list-style-type: none"> <li>– With any required dimensions,</li> <li>– Larger dimensions are produced in several parts and bonded together,</li> <li>– Special shapes as per drawing (e.g. triangular, trapezoidal or circular).</li> </ul>
<b>Connectors</b>	Made of rubber, only for mats with an open bottom.

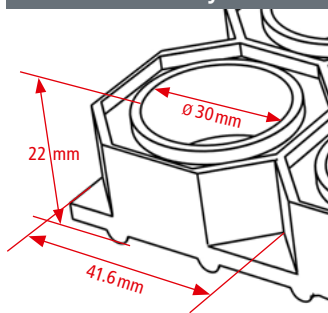
Important: Always specify the required finished dimensions of the mat when placing an order.


## EASYCLEAN round brushes to intensify the cleaning effect

<b>Material</b>	Plastic brush body, nylon 6 bristles.
<b>Colours</b>	Black, Red, Green, Yellow, Blue or Grey
<b>Quantity per m<sup>2</sup></b>	Every second honeycomb in the row is fitted at an offset.
<b>Standard features</b>	<ul style="list-style-type: none"> <li>Every second honeycomb fitted at an offset.</li> <li>Circumferential honeycomb row on the outside without fitting.</li> </ul>




### KARO AS honeycomb rubber mat



 For outdoor use



UPPER SIDE



LOWER SIDE



ROLLABLE

# DOMINO HONEYCOMB RUBBER MAT

**ATTRACTIVE  
SPECIAL OFFERS**  
FOR WHOLE PALLETS!


This hard-wearing rubber mat provides the ideal product properties for use in wet areas and outdoor areas. It can withstand intensive cleaning and any weather conditions. Available with open or closed base as required. Can easily be connected to cover large areas. Made to measure, sturdy and easy to clean. Customised production in any width and depth, and also special shapes.

<b>Material</b>	Solid rubber, abrasion-resistant and weatherproof.
<b>Design</b>	Honeycomb pattern.
<b>Underside</b>	Mat with a height of 22 mm, with 3 mm-high studs for water drainage. Mat with a height of 18 mm, without studs.
<b>Colour</b>	Black.
<b>Bottom</b>	Open or closed.
<b>Mat Height</b>	ca. 18 and 22 mm.
<b>Standard Sizes</b>	ca. 118 x 78 cm and ca. 150 x 100 cm.
<b>Custom made</b>	– With any required dimensions. – Larger dimensions are produced in several parts and bonded together. – Special shapes as per drawing (e.g. triangular, trapezoidal or circular).
<b>Connectors</b>	Made of rubber.
<b>Round brushes</b>	Not recommended for DOMINO.

Important: Always specify the required finished dimensions of the mat when placing an order.

## CONNECT connectors

The connectors can be used to quickly and easily connect the KARO AS or DOMINO honeycomb rubber mats to cover large areas (around 3 mats per m). They can easily be pressed by hand into the opening provided on the mats and can just as easily be removed.



## DOMINO honeycomb rubber mat




# WALK FINE RIBBED MAT

 **ALSO AVAILABLE: WALK EXTRA OIL-RESISTANT VARIANT (25% NBR) WITH 3 MM HEIGHT**

Excellently suited to compensating height differences in the mat bed. Protects, for example, sensitive materials and tools. Recommended for vehicle fittings, tool trolleys, workbenches, drawers or packing tables.

<b>Material</b>	WALK: natural rubber (solid rubber). WALK EXTRA: oil-resistant nitrile rubber (25% NBR).
<b>Design</b>	Finely ribbed in the longitudinal direction.
<b>Underside</b>	Fabric textured.
<b>Height/Weight</b>	3 mm = 3.3 kg /m <sup>2</sup> , 4 mm = 4.5 kg /m <sup>2</sup> .
<b>Colour</b>	Black.
<b>Roll</b>	10 x 1 m.
<b>Special Sizes</b>	Available as custom-made variants or stamped parts.



## WALK fine ribbed mat



UPPER SIDE



LOWER SIDE



ROLLABLE




SPECIAL SHAPES


# WALK XL WIDE RIBBED MAT

WALK XL wide-strip mats, made from natural rubber, protect floors in buildings and vehicles. They are suitable for entrance areas, sales floors, warehouses, vans, and motorhomes - anywhere a non-slip surface is required to ensure safe footing and help prevent accidents. The wide-strip mat is also ideal for the gentle storage of tools, instruments, and other items, for example on trolleys and in drawers.

<b>Material</b>	Natural rubber (solid rubber)
<b>Design</b>	Finely ribbed in the longitudinal direction.
<b>Underside</b>	Fabric textured.
<b>Height/Weight</b>	3 mm = 3.5 kg/m <sup>2</sup> .
<b>Colour</b>	Black.
<b>Roll</b>	10 x 1 m.
<b>Special Sizes</b>	Available as custom-made variants or stamped parts.



## WALK XL wide ribbed mat





WALK fine-ribbed mats are ideal for protecting delicate materials and tools in vehicle equipment, tool trolleys, workbenches, drawers, and packing tables.





First impressions last

**GEGGUS**®

**GEGGUS GmbH**

Höhefeldstraße 56-60 // 76356 Weingarten // Germany

Phone +49 7244 70 55 - 0 // [info@geggus.com](mailto:info@geggus.com) // [www.geggus.com](http://www.geggus.com)